

B2v2 HEADBAND UPGRADE - GUIDE TO HEADBAND FIT

IMPORTANT: Headband fit must be customized for each individual's unique head size; sensor inserts must make proper contact with the scalp and forehead to achieve optimal connectivity and performance - if required, clean your forehead by removing any makeup, moisturizer, and/or facial oil with soap and water or an alcohol wipe.





NEW B2v2 HEADBAND UPGRADE BENEFITS AND SENSOR INSERT CONFIGURATIONS

- Key Benefits
 - New flexible headband has a highly adjustable stretchable strap to provide a more secure fit while increasing comfort
 - New flexible headband molds to the shape of each unique head to maximize sensor connectivity
 - Additional side sensor locations cover a greater range of head sizes - especially for children, very small or very large heads
 - Only one simple adjustment to customize your headband to a (S)mall, (M)edium or (L)arge head size
 - Ability to lean back / lay down during session without disturbing fit
- Forehead Sensor Inserts
 - (3) thin-flat carbon-infused conductive-rubber (**BLACK**) sensor inserts
 - Sensor inserts no longer need to be changed to accommodate different foreheads
 - *always maintain this configuration for optimal functioning*
- Side Sensor Inserts
 - (1) thick-pronged carbon-infused conductive-rubber sensor insert (**BLACK**) for each side
 - (2) thin-flat plastic non-conductive (**WHITE**) inserts for each side
 - *adjust configuration according to head size for optimal functioning – see below*



FITTING B2v2 HEADBAND TO VARIOUS HEAD SIZES



- Place center of headband (wide circular portion) directly over the bridge of your nose, *resting* just above eyebrows and ears
- There are three raised diamonds on the left side of the headband indicating where the headband sensors are located – they are labeled **S**, **M**, **L** in white lettering visible through clear headband
- Headbands are shipped with side sensor inserts placed in the (M)edium head size location to start
- Check to see that the position of the thick-pronged (**black**) sensor inserts fall just above where the front of the ear meets the head
- If the current location of the thick-pronged (**black**) sensor inserts are not under the proper raised diamond then swap the **black** pronged-sensor insert with a **white** non-conductive insert on both sides:
 - If sensor inserts are too far forward, swap black sensor inserts rearward to the (L)arge size locations on the inside of headband
 - If sensor inserts are too far back, swap black sensor inserts forward to the (S)mall size locations on the inside of headband
 - Be sure that all sensor locations without the black sensor inserts have white non-conductive inserts for proper functioning
 - Place headband back on head to verify new location is correct for your head size



choose location closest to front of ear in this example, it would be (M)edium

WEARING B2v2 HEADBAND FOR SESSIONS

- Place center of headband (wide circular portion) directly over the bridge of the nose, *resting* just above eyebrows and ears
- Wiggle the pronged-sensors on the sides of the headband down through the hair to make full contact with the scalp
- Hold in place while *tightening* the headband with flexible strap on the right side of headband, until it is "comfortably snug"
- Lock in size by hooking a hole in the strap onto the first rear-most tab
- Attach the remaining length of strap onto the remaining tabs along the side of the headband to hold rest of strap in place and out of the way
- Verify the headband has proper tightness to forehead and scalp: **if you can easily slide the headband up-and-down on your forehead, then the strap is too loose, please adjust and tighten further**
- Green sensor indicator should appear easily, if not, re-adjust & tighten fit
- Place ear buds comfortably in your ears and proceed with your session



The BRAINtellec[®] B2v2 personal-use neuro-relaxation product is not intended to treat, cure, heal, or diagnose any disease, mental illness or symptom. This product is intended to facilitate relaxation and auto-calibration of neural oscillations. BRAINtellec[®], Brainwave Optimization[®], BWO[®], Brain State Technologies[®] and Brain State[®] are all registered trademarks of Brain State Technologies, LLC.