



Submitting a Support Ticket

Register for Help Desk

1. First, navigate to url: <http://www.oakwood.edu/>



2. Scroll below and locate Help Desk.

LEAP OAKWOOD UNIVERSITY CHURCH CollegiateLink OAKWOOD UNIVERSITY WOMEN'S CENTER Praise WJOU 90.1 FM

Academic Departments	Campus Phone Directory	Faculty Development	IRB	Registrar's Office	Timeclock
Accounting	Campus Map	Faculty Senate	Library	Research & Grants	Title IX
Accreditation	Career Services	Final Exams	New Beginnings	Residence Halls	Transcripts
Administration	CAAUP	Financial Aid	Oakwood Magazine	Spiritual Life	Transportation
Advancement	Center for Student Success	First Year Experience and Advising	Oakwood Memorial Gardens	Sponsored Programs	Trust Services
Alumni Relations	Class Schedule	Goldmine	Physical Plant	Strategic Plan	Tuition & Fees
Athletics	Course Catalog	Health & Counseling	Post Office	Student Accounts	University Church
Bookstore	Copy Center	Human Resources	President's Office	Student Services	USM Spreading Oak
Bulletin	Dining Services	Institutional Effectiveness	Public Relations	Student Employment	View/Pay Account
Calendar	Directions	Information Technology	Public Safety	Testing Center	
			QEP		

Top

US News & World Report

256.726.7000 | admission@oakwood.edu | 7000 Adventist Blvd NW, Huntsville, AL 35896
Copyright © 1996-2016 Oakwood University | All Rights Reserved | [Privacy Statement](#)
Mobile | Desktop

3. Once on Oakwood's Help Desk page press "Sign up with us"

Login to the support portal

Enter the details below

 Remember me on this computer
[forgot your password?](#)

...or Submit a new ticket

Sign up



Once you sign up, you will have complete access to our self service portal and you can use your account to raise support tickets and track their status.

4. Now please register with your full name and Oakwood Email Address.

Sign up for your Oakwood University Help Desk account

Full Name *

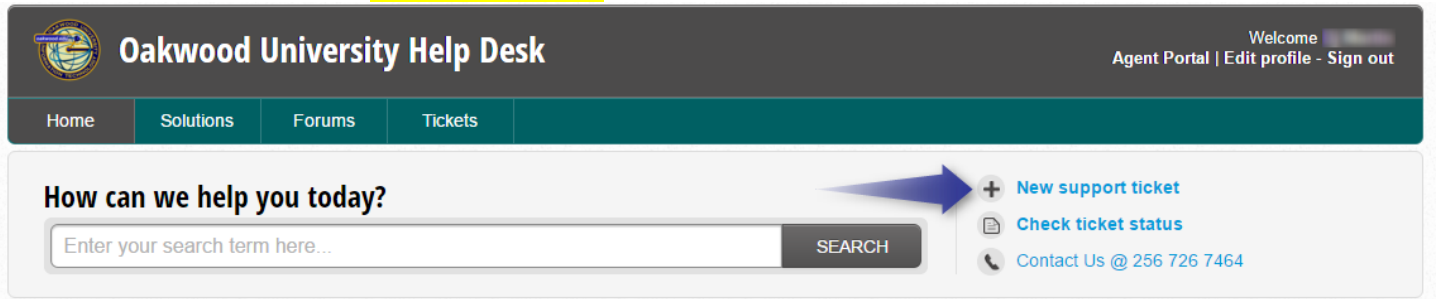
Email *


[Privacy & Terms](#) 

Congratulations your registration is complete.

Submitting a ticket

1. Once you are logged on press “**New support ticket**”



Oakwood University Help Desk

Welcome [User Name]
Agent Portal | Edit profile - Sign out

Home Solutions Forums Tickets

How can we help you today?

Enter your search term here... SEARCH

+ New support ticket
Check ticket status
Contact Us @ 256 726 7464

2. Complete the form with your concern.

Submit a ticket

Requester *

Building *

Department *

Phone Number *

Subject *

Type *

Category *

Description *

B *I* U | | |

+ Attach a file

3. Hit submit and we will receive your support ticket and assign it to a technician.