
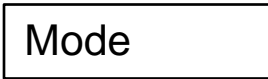



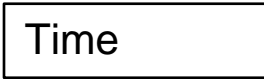
## Setting the Time on the Martindale 900 Series

**WARNING:** Any maintenance work undertaken on a James Heal instrument must be done so by a trained and competent person. Where electrical work is detailed, this should only be completed by a qualified engineer. James Heal is not responsible for damage or injury arising from work carried out by any person not qualified to do so. If in doubt, please contact James Heal or your local James Heal Agent.

### *In English:*

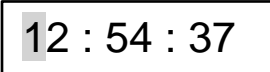
On the pre-set count keypad;

Press  the display will show 

Press **and continue** pressing  the display will first show 

then after 1 second it will change to show  now stop pressing 

The display will then show the current sound setting with the first digit flashing,





Enter the correct time using the number keys on the preset keypad.

After entering the correct time the display will revert to normal mode.

*With the language set to German:*

On the pre-set count keypad;

Press  the display will show Modus

Press and continue pressing  the display will first show Zeit

then after 1 second it will change to show Anderung now stop pressing 

The display will then show the current sound setting with the first digit flashing,

12 : 54 : 37

Enter the correct time using the number keys on the preset keypad.

After entering the correct time the display will revert to normal mode.