

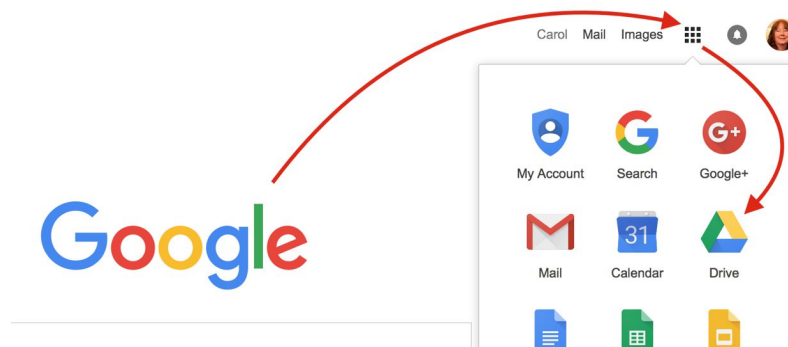
@cpm.org Signing into your CPM Google Account & Drive

To access the CPM system, which is Google based you'll need to be signed into with **@cpm.org** account. See below for directions signing into your CPM Google Account.

1. Sign in to [Drive](#) or to a Docs, Sheets, or Slides [homescreen](#).

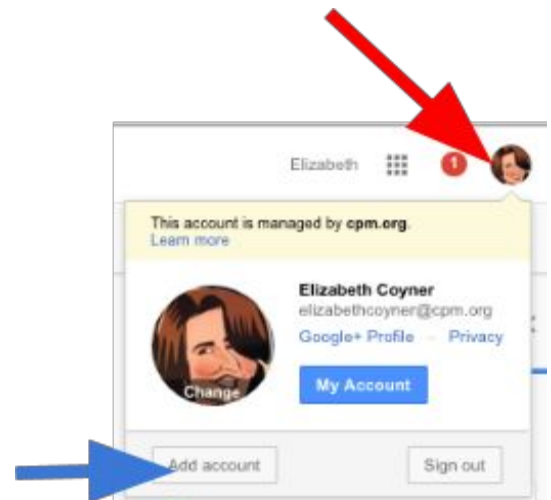
Open a browser window and enter this URL to access google drive

<https://drive.google.com>. Alternatively, click the 9 dot square to the right of the Google Window at google.com. Note: Your Google Drive icon may not be in the same place.

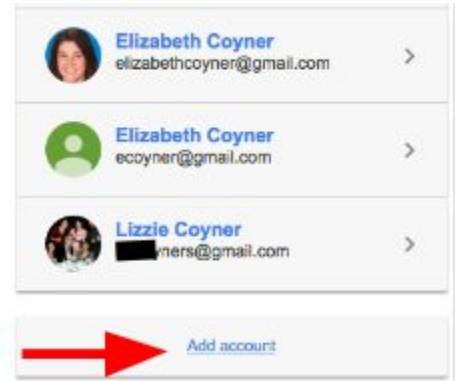


2. If you open your drive and do not see CPM files and folders, you may be logged into your personal account.
3. Verify you are logged in to your **@cpm.org** account. Click your profile photo or email address at the top right of the page to reveal the account. The account address is located under your name. If it is your first and last names followed by: **@cpm.org**, you are logged in correctly.
4. If it is NOT your CPM account you will need to select "Add account" to be able to select and sign in to your

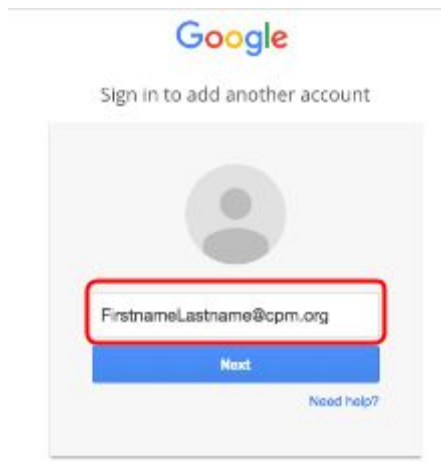
@cpm.org account. ("Add account" does not prompt you to make yet another gmail account, but will reveal a list of all gmail accounts it finds related to you. Select your your **@cpm.org** to login.



5. If your your **@cpm.org** is not in the list, select “Add account” again.



6. Enter “[FirstnameLastname@cpm.org](#)” as the gmail account.



7. Still stuck, here are some resources. <https://support.google.com/accounts/answer/1721977>