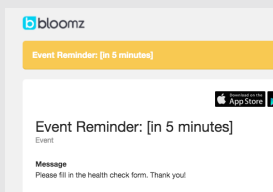


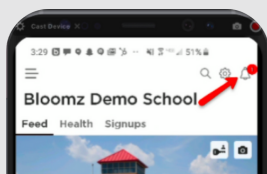
SUBMIT A HEALTH CHECK

Has your school or teacher sent you a notification to fill out a health check?



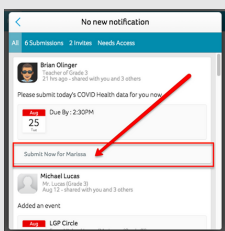
1 YOU MAY HAVE RECEIVED A NOTIFICATION.

You may have received an email or text message notification to fill out the health check.



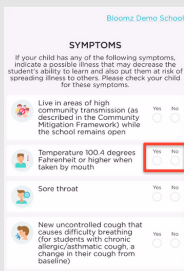
2 CLICK THE NOTIFICATION ICON IN BLOOMZ.

Sign into bloomz.com and click **Notifications** (bell icon) in the top right-hand corner.



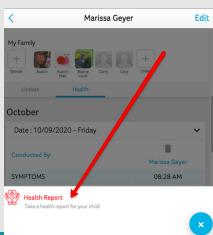
3 CLICK SUBMIT NOW.

The health check COVID notification will be there. Click "Submit Now".



4 FILL OUT HEALTH CHECK SURVEY.

Select Yes or No next to the symptom(s) that you or your child may be experiencing and save.



5 OPTION: SUBMIT HEALTH CHECK FROM YOUR PROFILE OR THE CALENDAR.

You can also submit the health check through your profile. Click your profile icon, click the "+" button and Health Check. You can also click on your calendar and directly open the calendar invite (if sent) to submit.