


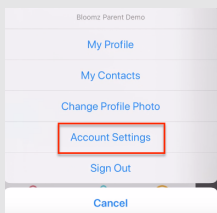
UPDATE/ADD PHONE NUMBER

Need to add or update your phone number to receive SMS notifications and/or automated phone messages?



1 CLICK YOUR PROFILE PIC.

On the mobile app, you will need to click the three lines at the top left of the screen first, and then click the profile pic icon.

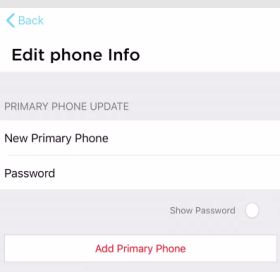
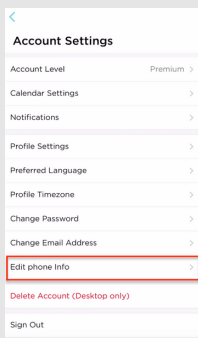


2 SELECT ACCOUNT SETTINGS.

Select Account Settings from pop-up menu.

3 CLICK EDIT PHONE INFO.

Select Edit Phone Info to add or update your primary and/or secondary numbers.



4 ENTER NEW INFORMATION.

You will need to type in your password to save this information. To save, select Add Primary Phone.

Note: If updating phone number on a computer & cookies are enabled, these fields might autopopulate. Please be sure to check for accuracy before saving the information.