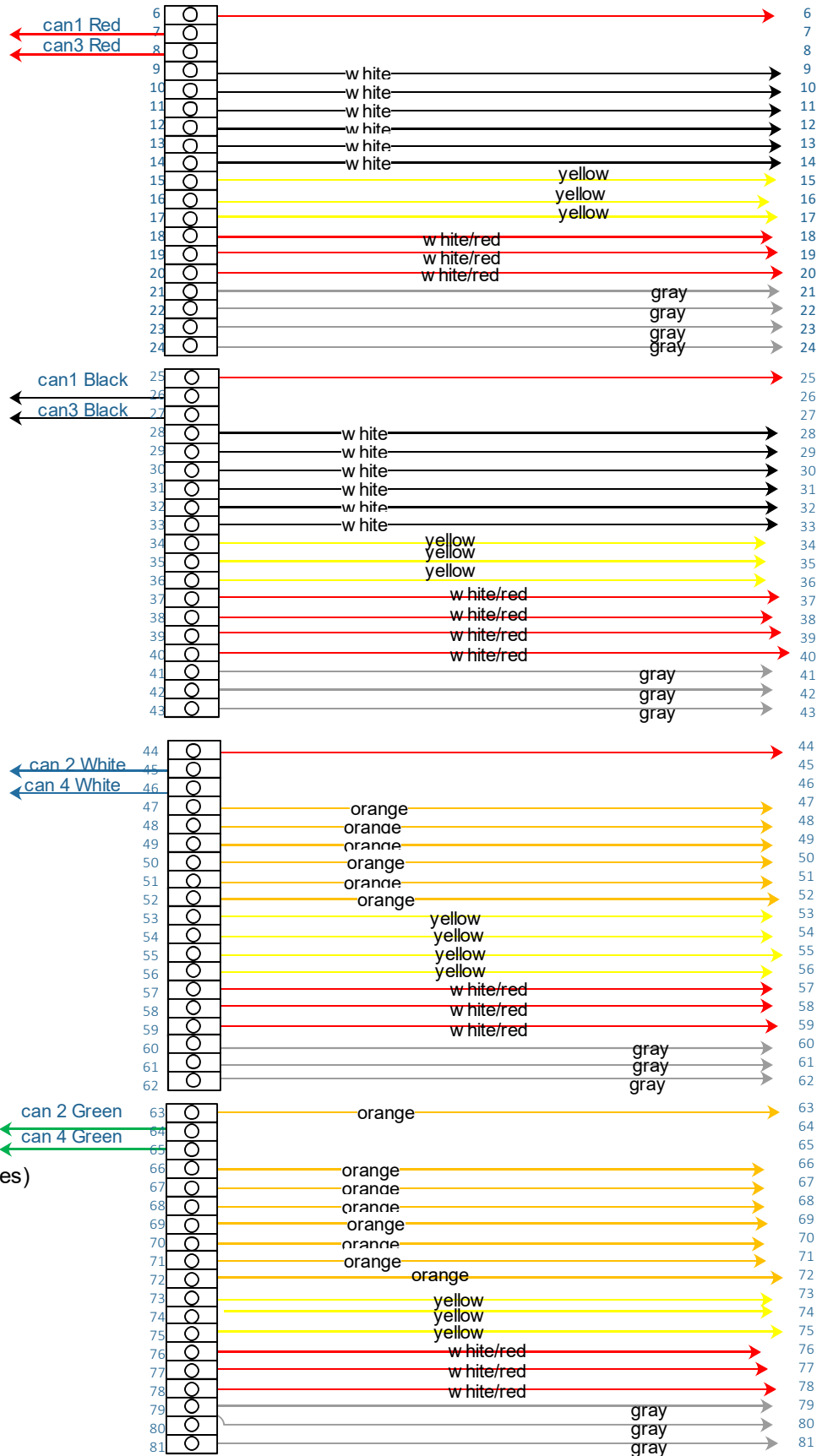


KS1
(1473244-1)
(rear view)



ALL WIRE LENGTHS ARE 6 FT (+/- 6inches)

All signal wires #18 AWG

Mainboard I/O =white and Orange wire color

SLOT A= yellow wires. Pin #'s

15,16,17,34,35,36,53,54,55,56,73,74,75

SLOT B= white/red wires. Pin #'s

18,19,20,37,38,39,40,57,58,59,76,77,78

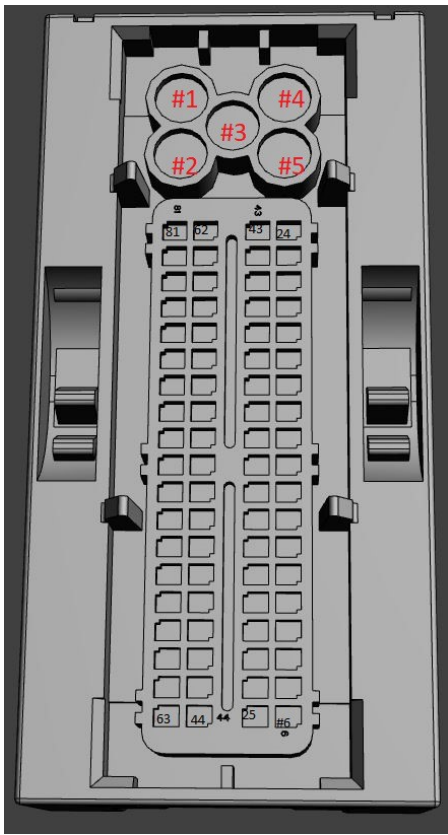
SLOT C= grey wires. Pin #'s

21,22,23,24,41,42,43,60,61,62,79,80,81

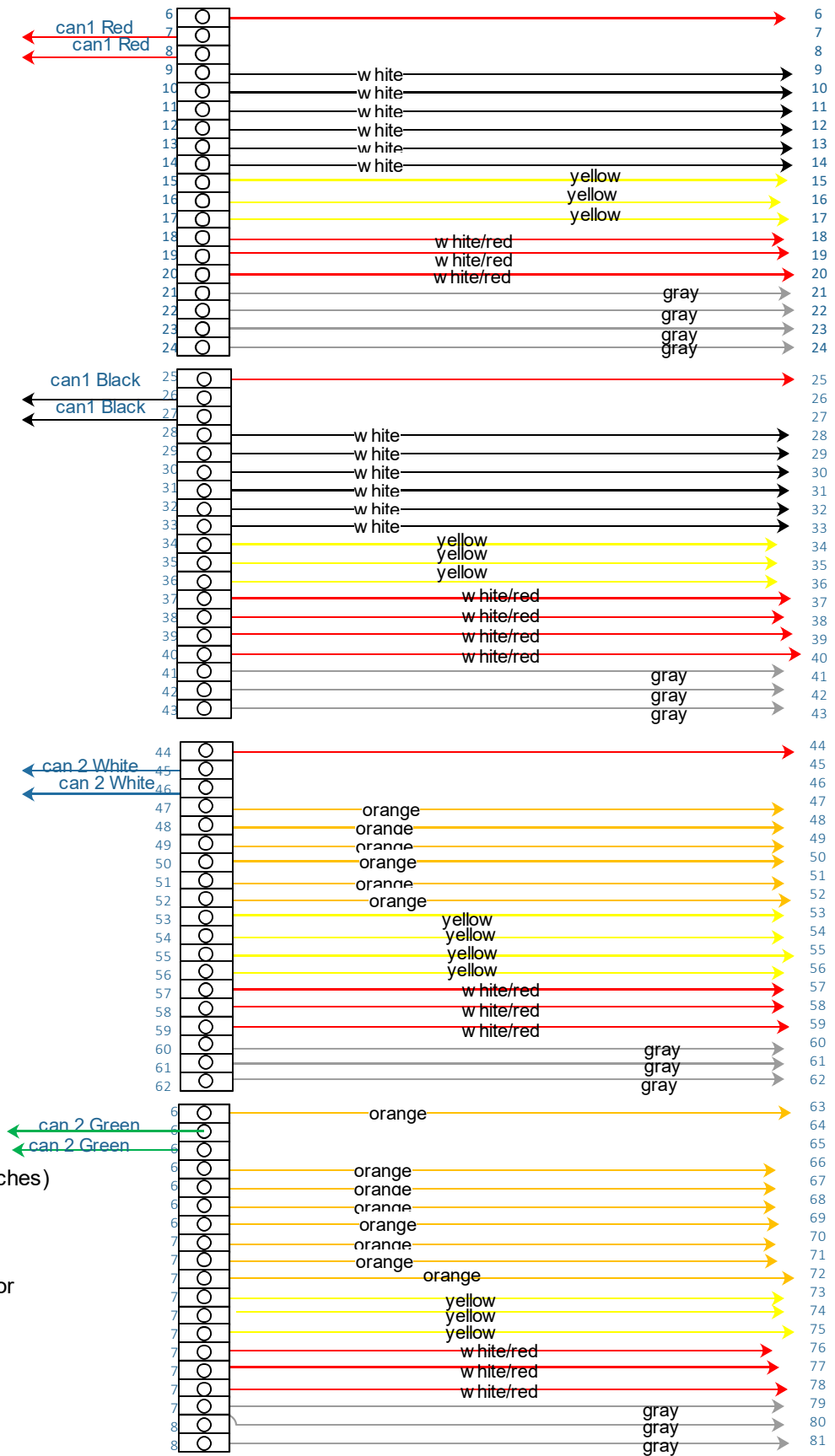
CAN1,CAN2 and CAN3,CAN4= Allied Wire #2982SS (2 twisted pair 22 AWG Stranded with Drain Wire)

Drawing#1229_KS1_FULL

Use this drawing for KS1 connector on ESX-3XM boards A,B,C and ESX-3CM



KS1
(1473244-1)
(rear view)



ALL WIRE LENGTHS ARE 6 FT (+/- 6inches)

All signal wires #18 AWG

Mainboard I/O =white and Orange wire color

SLOT A= yellow wires. Pin #'s
15,16,17,34,35,36,53,54,55,56,73,74,75

SLOT B= white/red wires. Pin #'s
18,19,20,37,38,39,40,57,58,59,76,77,78

SLOT C= grey wires. Pin #'s
21,22,23,24,41,42,43,60,61,62,79,80,81

CAN1,CAN2 and CAN3,CAN4= Allied Wire #2982SS (2 twisted pair 22 AWG Stranded with Drain Wire)

Drawing#1229_KS1_FULL

used for KS1 connector on ESX-3XL boards A,B,C

