

How to Fund your COL Account



For any assistance call our
hotline at +632 6 515 888 or
email at helpdesk@colfinancial.com.

Table of Contents:

- [Bank Transaction Rates \(Table\)](#)
- [BDO online bills payment](#)
- [BPI online bills payment](#)
- [Metrobank online bills payment](#)
- [Chinabank online bills payment](#)
- [AUB online bills payment](#)
- [Robinsons Bank online bills payment](#)

- [BDO over-the-counter bills payment](#)
- [BPI over-the-counter bills payment](#)
- [BPI Branch Express Assist Terminal](#)
- [Metrobank over-the-counter bills payment](#)
- [AUB over-the-counter merchant payment](#)
- [Robinsons Bank over-the-counter bills payment](#)

Bank Transaction Rates

Kindly refer to the table below for the respective transaction rates of our partner banks:

FEE PER TRANSACTION
Updated: July 1, 2018

Deposit Channel	BDO	BPI	METROBANK	AUB	CHINABANK	ROBINSONS
Internet Banking	Free	Free	Free	Free	P10.00	Free
Mobile App Banking	Free	Free	Free	Free	Not Available	Free
Phone Banking	Free	P10.00	Not Available	Free	Not Available	Not Available
Over-the-Counter	P25.00	P110.00	P30.00	Free	Not Available	Free

Banco De Oro (BDO) – online bills payment

Enrollment Process

1. Go to www.bdo.com.ph and click “Online Banking Login” > “BDO Online Banking”.
2. Login to your BDO Online Banking Account using your “User ID” and “Password”.
3. Click the “Add Company/Biller” icon.
4. Fill out the “Enrollment Details” and select “Online Banking”.
 - a. Company/Biller: COL Financial Group, Inc.
 - b. Subscriber Number: your 8 digit COL account number
5. Your Reference Number will appear on the acknowledgement page. You may pay immediately after successful enrollment.

Payment Process

1. Click the “Pay Bills” icon.
2. Fill out the “Payment Details” and choose your “Payment Schedule”.
3. Check if the details you entered are correct. To edit your transaction details, click “Cancel”. To confirm, choose “Continue”.
4. Your Reference Number will appear on the acknowledgement page. Keep this for future reference. You may print this page by clicking “Printable Version”.

* You should receive a confirmation email from BDO if payment was successful.

Credit Schedule:

Funding will be credited to the respective COL account within **24 hours**.

(excluding public holidays and weekends)

Bank of the Philippine Islands (BPI) – online bills payment

Enrollment Process:

1. Log on to www.bpiexpressonline.com
2. Enter your username and password
3. Under Payments & Reloading, click Bills Payments, click Enroll all other Bills
4. Select your ATM Cad Number from the dropdown list and enter you Joint Account Indicator No. in the field provided
5. Under Bill information, select COL FINANCIAL GROUP, INC. (COL) as the enrollee merchant
6. Enter your COL Financial account number (8-digit code username) on the space under Reference Number
7. Enter your registered email address or your mother's maiden name to complete the enrollment process

Payment Process:

1. Under Payments & Reloading, click Bills Payment, click Pay Bills Today
2. Under Pay, choose your COL Financial Account
3. Enter the amount
4. Choose a BPI account from where payment will come from
5. Click Submit

* You should receive a confirmation email from BPI if payment was successful.

Credit Schedule:

Funding will be credited to the respective COL account within **24 hours.**

(excluding public holidays and weekends)

IMPORTANT NOTE:

BPI *BETA* website and BPI *BETA* mobile app transactions will be credited in your COL Account on the **next banking day.**

Metrobank– online bills payment

Payment Process:

1. Login to www.metrobank.com.ph
 - a. Click the Login button for Metrobankdirect Personal
 - b. Enter your Metrobank User ID and Password, then click Login button
2. Under eBanking Solutions, click Pay Bills
3. Under Special Biller, select the Category “Investments”
4. Then Biller as “COL FINANCIAL GROUP, INC. “
5. Enter your COL account number under Subscriber/Account Number
6. Enter your Phone No.
7. Choose the Metrobank account from which the payment will come from
8. Enter the amount
9. Select Immediate Payment then click the Continue button
10. Check your payment details on the next screen, then click the Confirm button

* You should receive a confirmation email from Metrobank if payment was successful.

Credit Schedule:

Funding will be credited to the respective COL account within **24 hours**.

(excluding public holidays and weekends)

Chinabank– online bills payment

Enrollment Process:

1. Login to www.chinabank.ph
2. Click “Bills”
3. In the next screen, click “List of Billers”
4. Once you see the list, click on your preferred biller “COL FINANCIAL GROUP, INC.”
5. In the next page, enter your bill’s information:
 - Payee Nickname (your name)
 - Bill Account Number (8-digit COL account number)
6. To authorize the enrollment of your bill, enter your User ID and Transaction Password then click “Submit”

Payment Process:

1. Go to “Bills Payment”
2. Select “One-Time Enrolled Bills Payment”
3. Fill out the details needed before confirming the payment.

Credit Schedule:

Funding will be credited to the respective COL account within **24 hours**.

(excluding public holidays and weekends)

Asia United Bank (AUB) – online bills payment

Enrollment Process:

No enrollment needed.

Payment Process:

1. Log on to www.aub.com.ph
2. Enter your user name and password
3. Under the Transaction Menu, click “Bills Payment”
4. Choose the AUB account from which the payment will come from
5. Under the Biller Institution/Merchant, choose “COL Financial Group, Inc.”
6. Enter your COL account number under COL Client Code.
7. Enter your COL account name
8. Enter the amount
9. Click “Pay” to confirm payment.

Credit Schedule:

Funding will be credited to the respective COL account within **24 hours**.

(excluding public holidays and weekends)

* You should receive a confirmation email from AUB if payment was successful.

Robinsons Bank – online bills payment

Enrollment Process:

No enrollment needed.

Payment Process:

1. Log on to www.robinsonsbank.com.ph
2. Click the menu icon beside the Robinsons Bank Online logo
3. Click Transfer & Pay
4. Choose Transfer/Pay to Rbank
5. Choose your account where the funding will be debited from
6. Then under the TRANSFER TO section, choose Biller
7. Then choose Unenrolled Merchants
8. Choose COL Financial Group, Inc.
9. Under Client Code/Ref. No. Input your 8-digit COL account number
10. Indicate the Amount your wish to transfer
11. Remarks are optional
12. Choose your Transfer Schedule
13. Click Submit

Credit Schedule:

Funding will be credited to the respective COL account within **24 hours**.

(excluding public holidays and weekends)

Banco De Oro (BDO) – over-the-counter bills payment

BDO Check Transaction Slip

Deposits
 Current
 Savings
 Time Deposit/
 Placement
 For Account
 with Deposit
 Reference
 Facility

Bills Payment

Account Name _____
 Account No. _____
 Payor's Name _____ Reference No. _____
 Company Name **COL Financial Group, Inc.** Institution Code _____ Product Code _____
 Subscriber's Name **Juan Dela Cruz** * Write your COL Account Name Subscriber's Account No. **XXXX - XXXX** * Write your 8-Digit COL Account No.

Payment
 Loan Trade

BDO Cash Transaction Slip

Deposits
 Current
 Savings
 Time Deposit/
 Placement
 For Account
 with Deposit
 Reference
 Facility

Bills Payment

Account Name _____
 Account No. _____
 Payor's Name _____ Reference No. _____
 Company Name **COL Financial Group, Inc.** Institution Code _____ Product Code _____
 Subscriber's Name **Juan Dela Cruz** * Write your COL Account Name Subscriber's Account No. **XXXX - XXXX** * Write your 8-Digit COL Account No.

Cash Card
 Sale Reload
 Payment
 Loan Trade

Credit Schedule:

Funding will be credited to the respective COL account within **24 to 48 hours.**

(excluding public holidays and weekends)

Kindly make sure that your COL account number and COL account name are correct for timely crediting and easier tracking.

For any assistance call our hotline at +632 6 515 888 or email at helpdesk@colfinancial.com.

Bank of the Philippine Islands (BPI) – over-the-counter bills payment

DEPOSIT/PAYMENT SLIP	
BANK'S COPY	
PLEASE CHECK THE APPROPRIATE BOXES	
DATE 04/23/2012	
<input type="checkbox"/> DEPOSIT <input checked="" type="checkbox"/> PAYMENT	CURRENCY
<input type="checkbox"/> SAVINGS <input type="checkbox"/> CURRENT	<input type="checkbox"/> PESO <input type="checkbox"/> US DOLLAR <input type="checkbox"/> OTHERS
ACCT. NUMBER	
ACCOUNT NAME / MERCHANT'S NAME	COL Financial Group, Inc.
(FOR PAYMENTS ONLY) POLICY / PLAN / REFERENCE NO.	**** - **** * Write your COL Account No. here
POLICY / PLANHOLDER'S NAME	Juan Dela Cruz * Write your COL Account Name here
THIS DEPOSIT/PAYMENT IS SUBJECT TO THE TERMS AND CONDITIONS COVERING THIS ACCOUNT	

No need to fill out the bank account number as this will undergo a bills payment process.

Credit Schedule:

Funding will be credited to the respective COL account within **24 hours**.

(excluding public holidays and weekends)

Kindly make sure that your COL account number and COL account name are correct for timely crediting and easier tracking.

Bank of the Philippine Islands (BPI) – BPI Branch Express Assist Terminal

Approach any BPI Express Assist Terminal in your respective BPI branches


1. Tap/touch screen. Select Bills Payment
2. Select the merchant you want to pay.
Note: If not among the merchants named on the screen, select “Other Merchants”
3. Encode your COL 8 digit account number on the Reference Number
4. Select your Type of Transaction
5. Then encode amount to be paid
6. Transaction details will be displayed. If correct, tap NEXT. If not, tap CANCEL.
7. If Single Transaction, select NO. If Multiple Transaction, select YES
8. A queue number will be displayed and printed for you to approach the bank teller with.

Credit Schedule:

Funding will be credited to the respective COL account within **24 hours**.

(excluding public holidays and weekends)

Metrobank– over-the-counter bills payment

 Metrobank <small>METROPOLITAN BANK & TRUST COMPANY</small>		PAYMENT SLIP	
Payment For : (kindly fill-out separate slip for each mode of payment)			
<input type="checkbox"/> PESO BILLING	<input type="checkbox"/> DOLLAR BILLING	DATE 04/23/2012	
COMPANY NAME / LOAN TYPE / SERVICE FEE COL Financial Group, Inc.			
SUBSCRIBER / CARDHOLDER'S / ACCOUNT NAME Juan Dela Cruz		* Write your COL Account Name here	REFERENCE NO.
SUBSCRIBER NO. / CARD NO. / LOAN ACCOUNT NO. **** - ****		* Write your COL Account No. here	TELEPHONE NO. / OTHER DETAILS
Mode of Payment		Amount	
<input type="checkbox"/> CASH	In Words :	In figures :	
<input type="checkbox"/> CHECK			
<input type="checkbox"/> DEBIT MY ACCOUNT NO.			
		SIGNATURE	

Credit Schedule:

Funding will be credited to the respective COL account within **24 hours**.

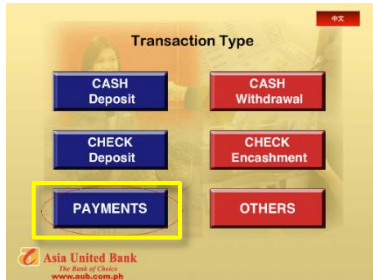
(excluding public holidays and weekends)

Kindly make sure that your COL account number and COL account name are correct for timely crediting and easier tracking.

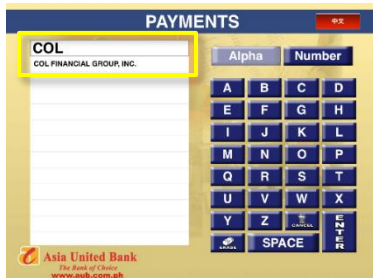
Asia United Bank (AUB) – over-the-counter via merchants payment

Payment Process:

1. Proceed to the Virtual Teller Kiosk (VTK)
2. Choose Payments as transaction type



3. Choose COL FINANCIAL GROUP, INC. from the Payments menu




4. Key in the following required fields:

- Your COL account number <Client Code>
- Your COL Account Name
- Amount of deposit



5. Queue number will be generated. Proceed to the teller when your number is called.
6. Teller provides a proof of payment which will also serve as Official Receipt.

Robinsons Bank– over-the-counter bills payment

ROBINSONSBANK		A/C Summit Company	
PAYMENT SLIP		DATE: JUNE 1, 2018	
TELLER'S VALIDATION			
BILLER ACCOUNT NUMBER			
<input type="text"/>	<input type="text"/>	<input type="text"/>	<input type="text"/>
BILLER ACCOUNT NAME COL FINANCIAL GROUP, INC.			
SUBSCRIBER/POLICY ACCOUNT/CREDIT CARD NUMBER XXXX - XXXX		PHONE/CELL NUMBER	
* Write your COL Account No. here			
SUBSCRIBER/POLICY ACCOUNT NAME DELA CRUZ, JUAN		* Write your COL Account Name here	
FORM OF PAYMENT		AMOUNT	

Credit Schedule:

Funding will be credited to the respective COL account within **24 hours**.

(excluding public holidays and weekends)

Kindly make sure that your COL account number and COL account name are correct for timely crediting and easier tracking.

For any assistance call our hotline at +632 6 515 888 or email at helpdesk@colfinancial.com.