

# MILLIMETERS



# GRAPH TECH QUICK SIZING GUIDE

Use this guide to determine the size of your current parts to assist you in finding a correct replacement. For a complete listing of over 300 nuts, saddles and bridge pins, please visit our website at [www.graphtech.com](http://www.graphtech.com)  
**Products illustrated are actual size.**

# INCHES



**IMPORTANT NOTE!**  
 To ensure accurate printing, please print in Adobe Acrobat Reader, set your printer settings to 100%, and make sure no special printing options are selected.

**UNDERSTANDING GRAPH TECH PART NUMBERS**

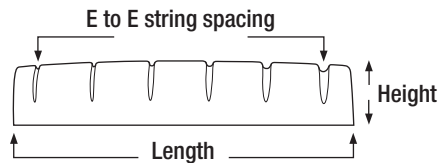
PS - 8000-00

Packaged (P) or Bulk (B)      Part Number

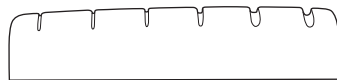
Brand: Q=TUSQ®; S=String Saver™; T= Black TUSQ® XL; G=String Saver™ Classic Steel  
 N=GHOST e.g. PS-8000-00 = Packaged String Saver Saddles for Import Strat

## ACOUSTIC, ELECTRIC & BASS NUTS

To size a nut, measure length, width, height, and the E to E string spacing



6134-00 Taylor Nut



6010-00 LP Nut

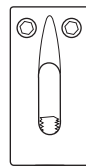


5000-00 Strat Nut

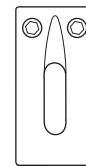


1204-00 Precision Bass Nut

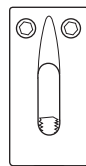
## ELECTRIC SADDLES



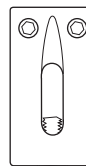
8220-00  
P.R.S.



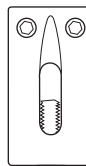
8001-00  
Offset Strat



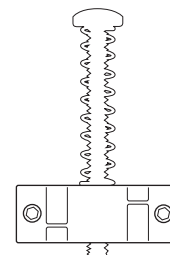
8000-00  
Import Strat



8000-F0  
Vintage Strat



8100-00  
Vintage Tele



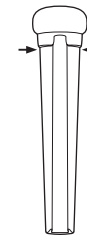
8163-00  
Tele 3-piece

## BRIDGE PINS

To size bridge pins, measure the diameter at the top of the shank, just below the collar.

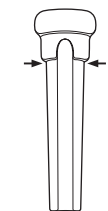
### Traditional Style

.2020in/5.14mm



### Presentation Style

.1940in/4.93mm




2mm Dot



4mm Dot

## BASS SADDLES



8304-00  
P/J Bass Saddle