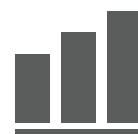




Practical, rugged and affordable airway management.

A complete solution, built for success
in EMS environments.



See it. Know it. Show it.

Successful airway management is one of the most important and challenging tasks paramedics perform. The risks are high, and endotracheal (ET) intubation often takes place under suboptimal conditions. Studies have shown that video laryngoscopes can improve laryngeal view^{1,2,3} and help increase EMS confidence and success.

In today's regulatory, legal, and payer environments, paramedics are tasked with providing documentation of the care they deliver. End-tidal carbon dioxide (EtCO₂) values and waveforms offer the proof needed to confirm and monitor ongoing ET tube placement. According to the AHA guidelines, "continuous waveform capnography is recommended in addition to clinical assessment as the most reliable method of confirming and monitoring correct placement of an ETT".⁴ Recorded EtCO₂ waveforms are the best evidence to confirm initial and ongoing tube placement during transport.

With a complete airway-management solution from Physio-Control, paramedics can see what they are doing and know they have succeeded, plus have the ability to document the results for training, post-event review, and billing.

See it.

Better visualize the airway during intubation, even in difficult circumstances, with McGRATH™ MAC EMS video laryngoscope.



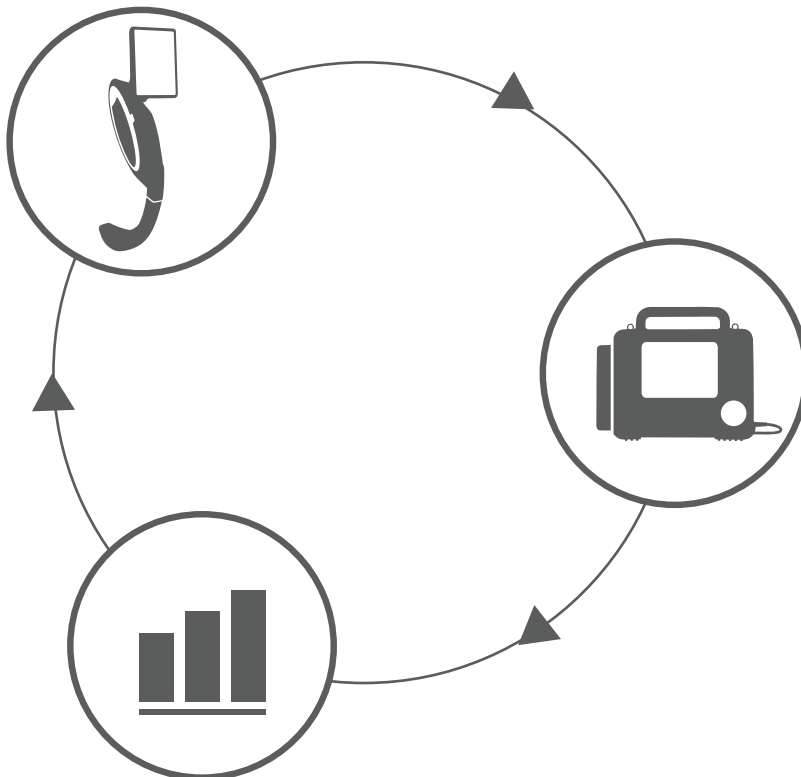
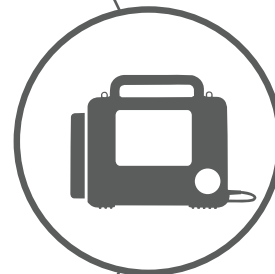
Show it.

Prove effective airway management and learn from each incident with thorough reviews in CODE-STAT data review software.



Know it.

Confirm, monitor, and document successful airway management using LIFEPAK 15 monitors/defibrillator.



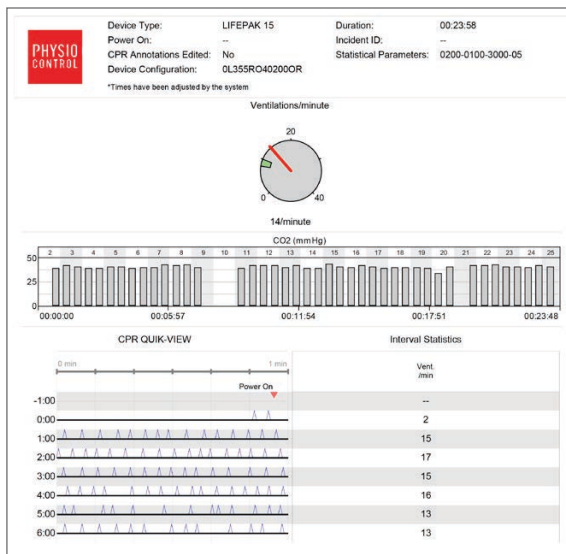


McGRATH™ MAC EMS video laryngoscope

The McGRATH™ MAC EMS video laryngoscope combines direct and video laryngoscopy into a single device that can improve the view in any situation. Unlike many video laryngoscopes, the McGRATH™ MAC EMS video laryngoscope is based on familiar Macintosh-like curvature, allowing paramedics to use their existing direct-laryngoscopy skills and to maintain a direct glottic view, while taking advantage of video laryngoscopy without extensive training. From routine to extreme airway situations, in pediatric or adult cases, multiple disposable blade options provide the same familiar curvature with an anterior camera angle.

LIFEPAK® 15 monitor/defibrillator

As our most advanced emergency response monitor/defibrillator, the LIFEPAK 15 device balances sophisticated clinical technology with exceptional ease of use in a device that's tough enough for even the most challenging environments. Integrated EtCO₂ monitoring provides waveforms to verify and monitor ET tube placement, in keeping with the latest AHA guidelines⁴—and another reason why the LIFEPAK 15 monitor/defibrillator is the standard for EMS care. (The LIFEPAK 12 monitor/defibrillator also supports EtCO₂ monitoring.)



CODE-STAT™ data review software

CODE-STAT software is a powerful tool for collecting and accessing patient and performance data from multiple LIFEPAK devices, while providing a central location to store this critical information. A simple dashboard and easy-to-read dials deliver data in a highly visual way, providing meaningful documentation. With at-a-glance case views and replays of entire events, EMS providers can conduct detailed post-event reviews, analyze performance and provide detailed data for any situation, including airway management.

Help improve airway management success.

- The McGRATH™ MAC EMS video laryngoscope provides affordable, portable, and rugged intubation visualization with the skills your paramedics already have.
- With the LIFEPAK 15 monitor/defibrillator, paramedics can be confident they are managing the airway effectively—including placement of the endotracheal tube—and they can monitor placement with each move of the patient using the EtCO₂ waveform.
- Data transmitted to CODE-STAT software enables efficient documentation, so you can prove accurate placement and effective airway care during an entire episode, while continually working to improve outcomes through review and training.

- 1 Aziz M, Dillman D, Kirsch J, et al. Video laryngoscopy with the Macintosh video laryngoscope in simulated prehospital scenarios by paramedic students. *Prehospital Emergency Care*. 2009;13:251-255.
- 2 DuCanto J, Higgins M. Direct and video laryngoscopy using the McGRATH MAC enhanced direct laryngoscope. A special report. *Anesthesiology News*. Aug.2013.
- 3 Guyette F, Farrell K, Carlson J, et al. Comparison of video laryngoscopy and direct laryngoscopy in a critical care transport service. *Prehospital Emergency Care*. 2013;Early Online:1-6.
- 4 Link MS, Berkow LC, Kudenchuk PJ, et al. Part 7: adult advanced cardiovascular life support: 2015 American Heart Association Guidelines Update for Cardiopulmonary Resuscitation and Emergency Cardiovascular Care. *Circulation*. 2015;132(suppl 2):S444-S-464.

All claims valid as of January 2018.

Physio-Control is now part of Stryker.

To learn more about the McGRATH™ MAC EMS video laryngoscope, LIFEPAK 15 monitor/defibrillator and CODE-STAT data review software, visit our website at www.physio-control.com

Physio-Control Headquarters

11811 Willows Road NE
Redmond, WA 98052
www.physio-control.com

Customer Support

P. O. Box 97006
Redmond, WA 98073
Toll free 800 442 1142
Fax 800 426 8049

Physio-Control Canada

Physio-Control Canada Sales, Ltd.
45 Innovation Drive
Hamilton, ON
L9H 7L8
Canada
Toll free 800 895 5896
Fax 866 430 6115