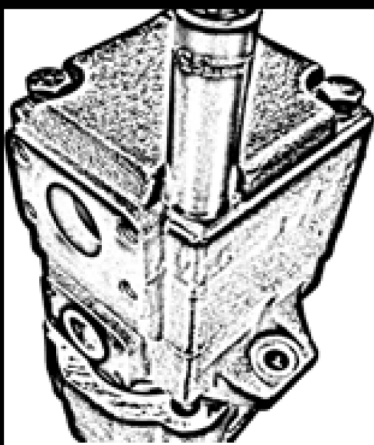





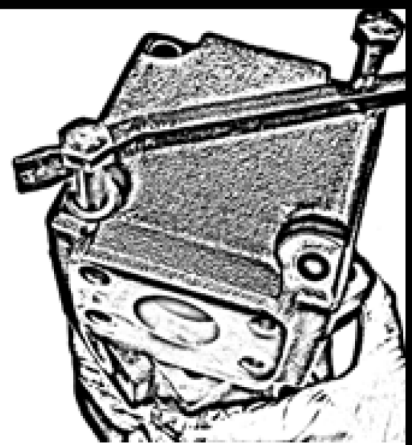
Porting Orientation Change



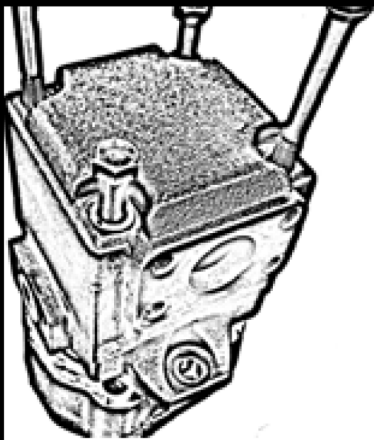
Using a breaker bar or impact gun loosen bolts.



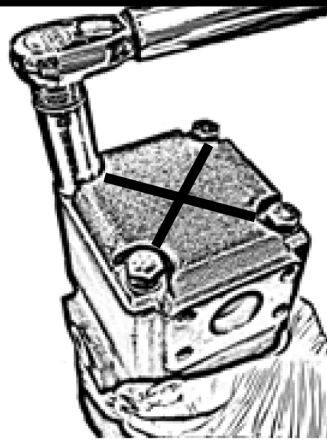
Using a prybar on the bolts, turn the housing making sure **NOT** to lift the housing off shaft end cover.




Continue to spin housing till it is in the correct porting orientation that you need.



Once housing is lined up, insert bolts.



Torque bolts to specifications in a cross pattern.



Make sure shaft spins freely and reinstall into service.