

Upgrading the BC File Monitor

For upgrades to BC6.1+

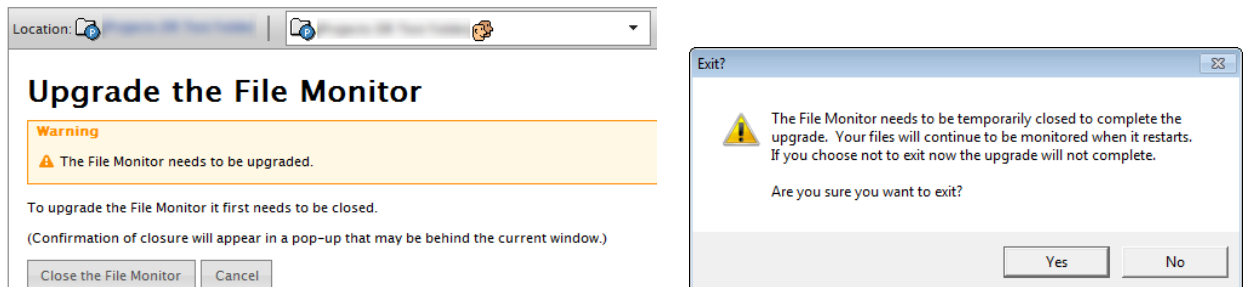
24 August 2015
1.1 | BC-27853338

1 Do I need to do it

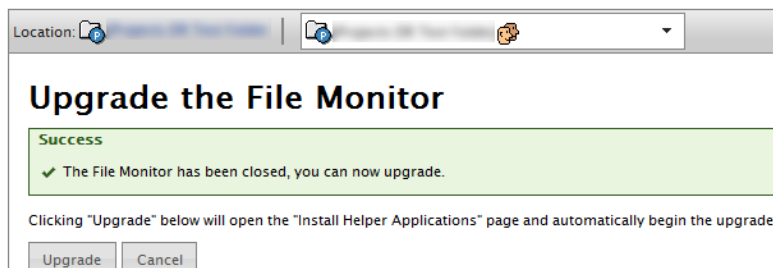
In BC 6.1 we introduced a new version of the BC File Monitor containing a bugfix relating to revising document types with a large number of applied metadata fields. The upgrade is mandatory – older versions will not be usable, and this will be indicated when attempting to *Edit* a document with the old version.

2 Installing the new File Monitor

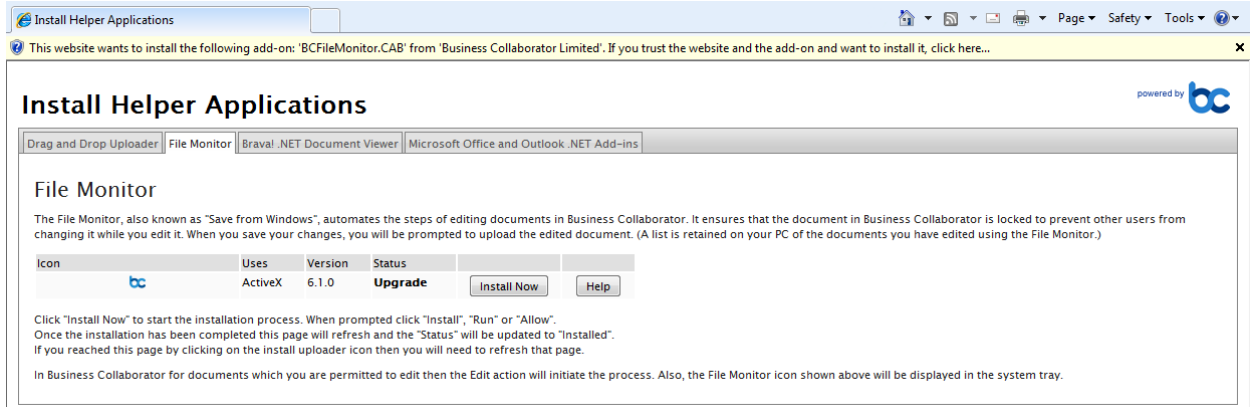
When you try and **Edit** a document using an out-of-date version of the BC File Monitor, you'll see a message indicating that it needs to be upgraded. Click on the **Close the File Monitor** button and a prompt will appear – note that this may well be hidden behind any open windows:



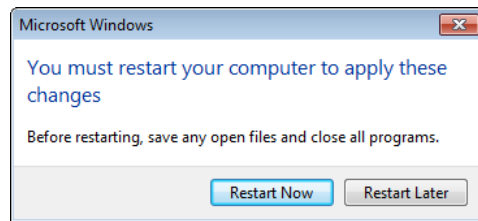
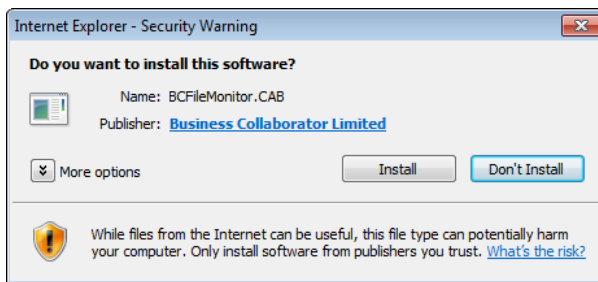
Click on **Yes**, and the *Upgrade the File Monitor* page will update:



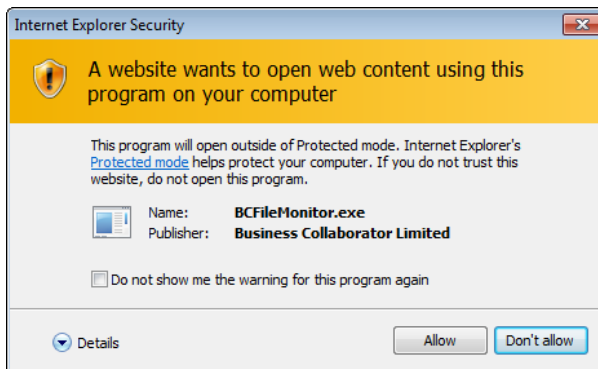
Click on **Upgrade** and then on the **File Monitor** tab on the window that pops up. You should see a prompt from your browser asking for permission to install an add-on; *BCFileMonitor.CAB*. This prompt may look different depending on which version of Internet Explorer you are using:



Click on the prompt to allow it to run, and you should see a further pop-up. Click on **Install**, and when this has completed, your computer will prompt you for a restart (this is required in order to complete the upgrade of the File Monitor):



Once your computer has restarted, go back into BC. You may see a further prompt from your browser asking if you want to allow the File Monitor to run – click on **Allow**:



The File Monitor should now be upgraded and ready for use.