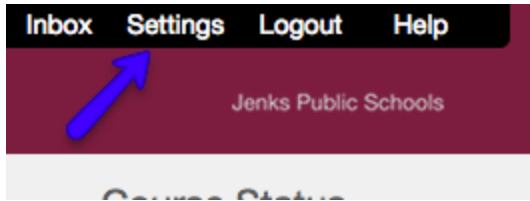


1. Make sure you have linked your Google account with your Canvas account.



2. Click on Google Docs

## Web Services

Canvas can make your life a lot easier by tying itself in with the web tools you already use. Click any of the services in "Other Services" to what we mean.

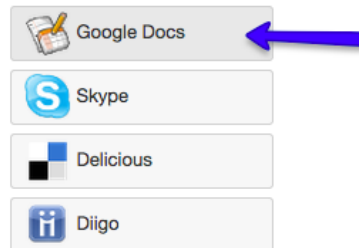
Let fellow course/group members see which services I've linked to my profile

### Registered Services

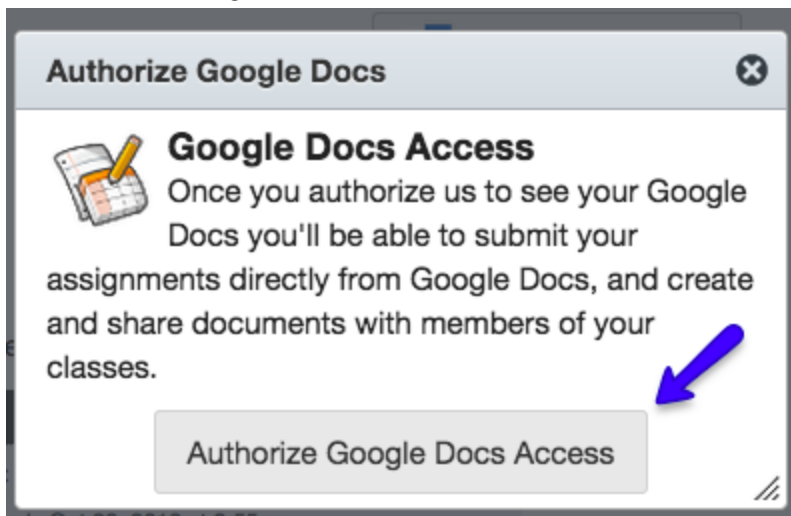


### Other Services

Click any service below to register:



3. Authorize Google Docs Access



4. Allow Access

**instructure.com** is requesting permission to:

- ▶ View and manage your spreadsheets in Google Drive
- ▶ View and manage any of your documents and files in Google Drive



**instructure.com**  
[Learn more](#)

5. Finished! **Make sure you see your @jenksms.com Google Account on under “Registered Services” not your personal @gmail.com Google Account.**

## Web Services

Canvas can make your life a lot easier by tying itself in with the web tools you already use. Click any of the services in "Other Services" to see what we mean.

- Let fellow course/group members see which services I've linked to my profile


### Registered Services



Double-check that you linked your @jenksms.com Google Account, NOT your @gmail.com Google Account

### Other Services

Click any service below to register:



**This only needs to be completed once.**