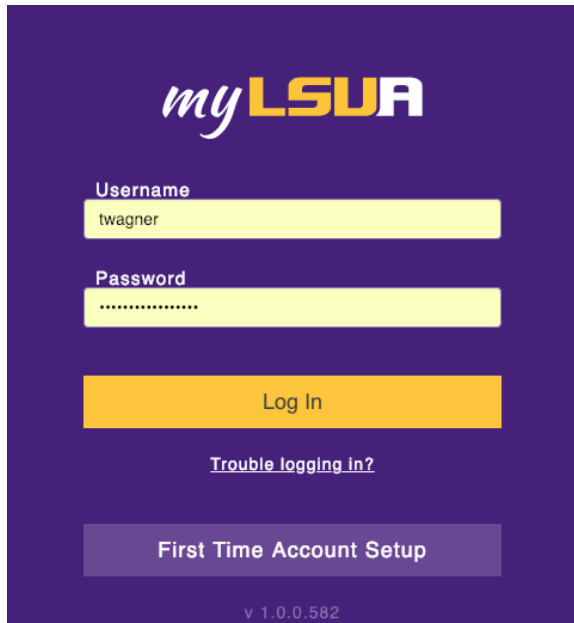


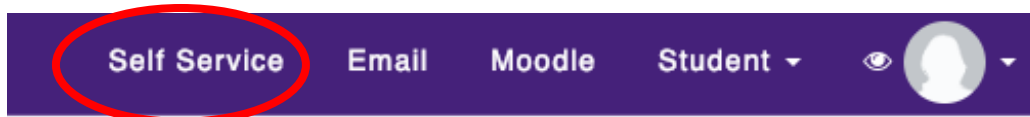
Access Your 1098-T Form

1. Login to your myLSUA account at <https://my.lsua.edu/Account/Login>.



The image shows the myLSUA login page. It features a purple background with the myLSUA logo at the top. Below the logo are two input fields: 'Username' with the text 'twagner' and 'Password' with a masked password. A yellow 'Log In' button is positioned below the password field. Underneath the button is a link for 'Trouble logging in?'. At the bottom, there is a 'First Time Account Setup' button and a version number 'v 1.0.0.582'.

2. Select **Self-Service** on the top menu bar.



3. On the next page, click 

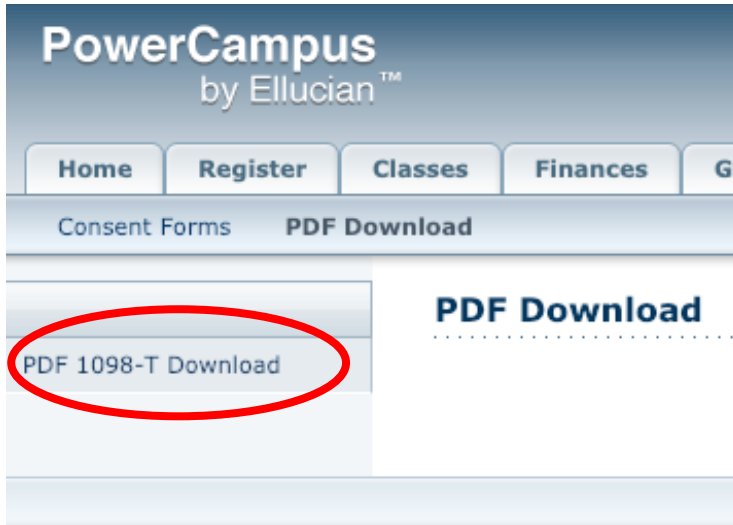
4. In Self-Service, select the **Consents & Reports** tab.



5. Next, select **PDF Download**.



6. Click **PDF 1098-T Download**.



7. On the next page, select **Download**. Depending on your browser's settings, a PDF document will download automatically or ask you to save the document to a location on your computer.

