




Feedback on TurnItIn Assignments




- 1) Open the TurnItIn assignment on your main class page.
- 2) You will be brought to your submission page. To view feedback provided by your instructor, select the pencil icon  next to your grade.

Part 1

Title	Start Date	Due Date	Post Date	Marks Available
 Rough Draft for Memoir (Part 1)	20 Aug 2015 - 15:06	21 Sep 2015 - 23:59	27 Sep 2015 - 15:06	25

Summary:
Please review the rubric for the rough draft prior to submitting it.


 Refresh Submissions

Submission Title	Turnitin Paper ID	Submitted	Similarity	Grade
 View Digital Receipt		09/20/15, 23:11	1% 	25/25 

- 3) After selecting the pencil icon you will be brought to the “GradeMark” page. This will reveal your paper submission as well as comments, if any, by your instructor. General comments will be found on the right hand column. Specific comments will be designated by a white and blue thought bubble.

Originality **GradeMark** PeerMark

Memoir Rough Draft 1001

turnitin  1% SIMILAR 25 OUT OF 25

General Comments

Text Comment

No text comment was left for this paper.

Dr. Gallagher
English 1001
09-20-2015
Memoir Rough Draft

