
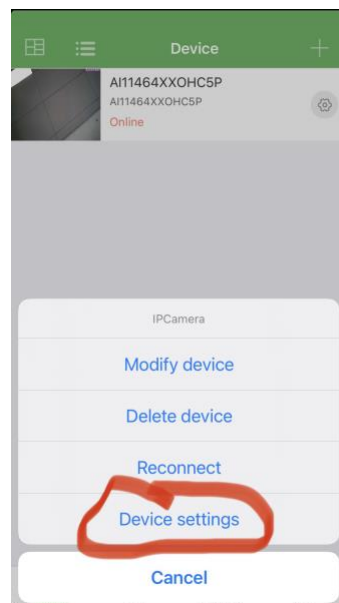


# Firmware Update for Hidden AC Adaptor via HD Smart IPC (Fixing Mobile Data Issues)

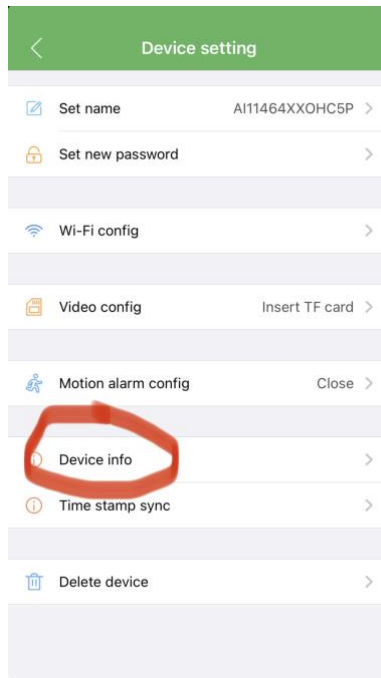
1. First open the HD Smart IPC App on your device and click on the settings/gear icon which is located next to the device name (as shown in image below)



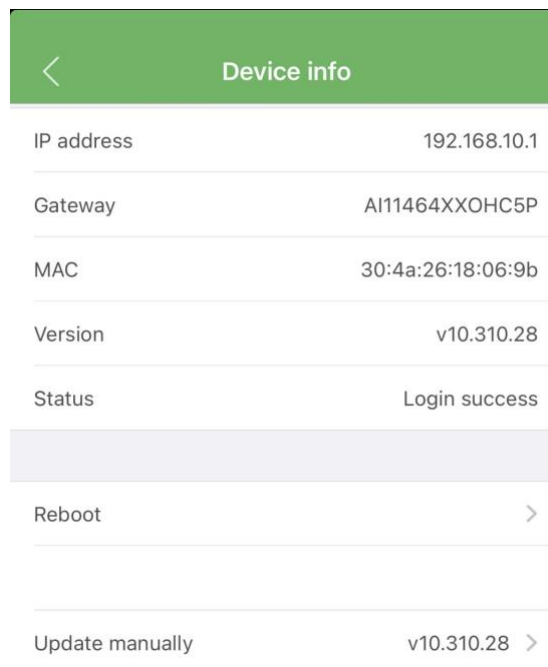
2. Click on the 'Device Settings' button as shown below.



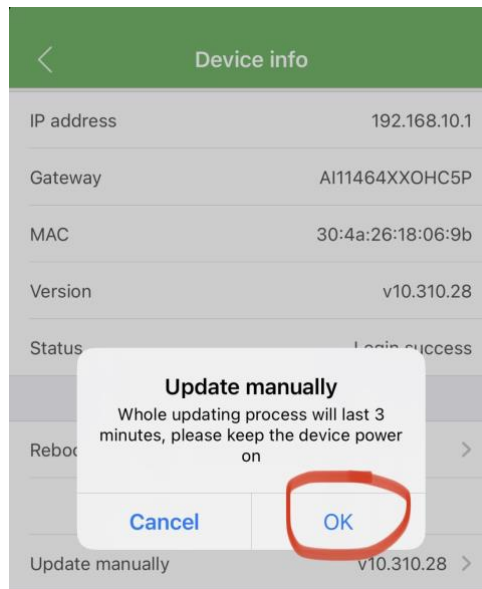
3. Then click on the 'Device Info' button to access the details of the device.



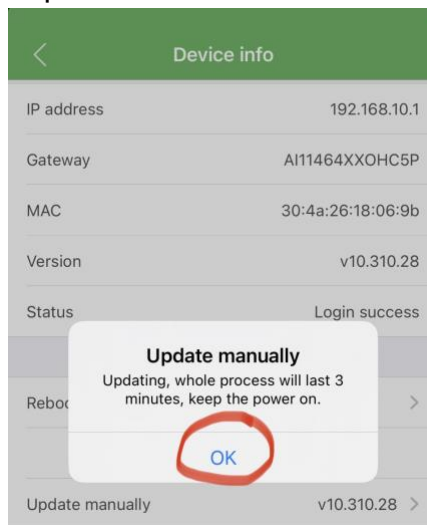
4. Then click on the 'Update Manually' button to perform the manual update.  
**\*\*\* Please note the device needs to be connected to a Wi-Fi source\*\*\***



5. A prompt message will come up on your screen (as shown below). Click “OK” to proceed and perform the update.



6. The update will start performing and will complete in about 3-5 mins. Please make sure the device is connected to power and is not removed for at least 5mins for the update to complete.



If you've completed all the steps above, then all the hard works done! If you require additional support, please contact us on 1300

681 609 or via our email [customersupport@thespystore.com.au](mailto:customersupport@thespystore.com.au).

