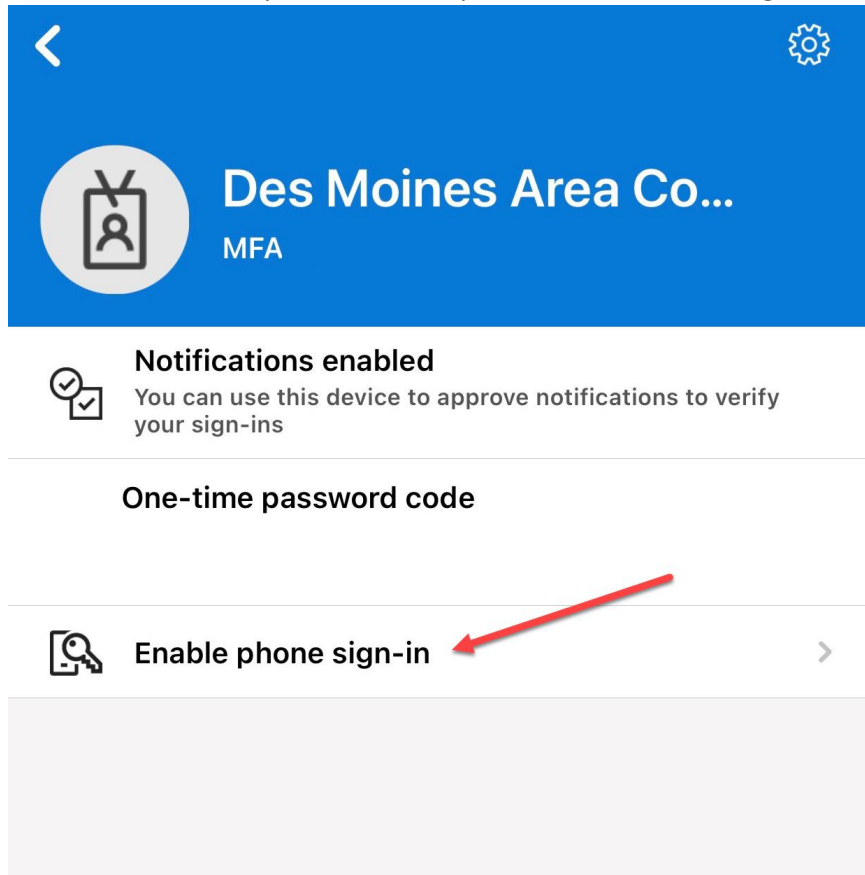


# Setup Microsoft MFA with Passwordless Sign-in

To enable Passwordless phone sign-in you will need to first setup the Microsoft Authenticator app on your mobile device. Once the Authenticator app on your mobile device is setup, continue.

1. To enable Passwordless phone sign-in go to your Microsoft Authenticator App on your mobile device.
2. Once you are in the authenticator app find and select the account you want to you Passwordless phone sign-in with.
3. Once you are on the account you will see an option to "Enable Phone sign-in". Select that option

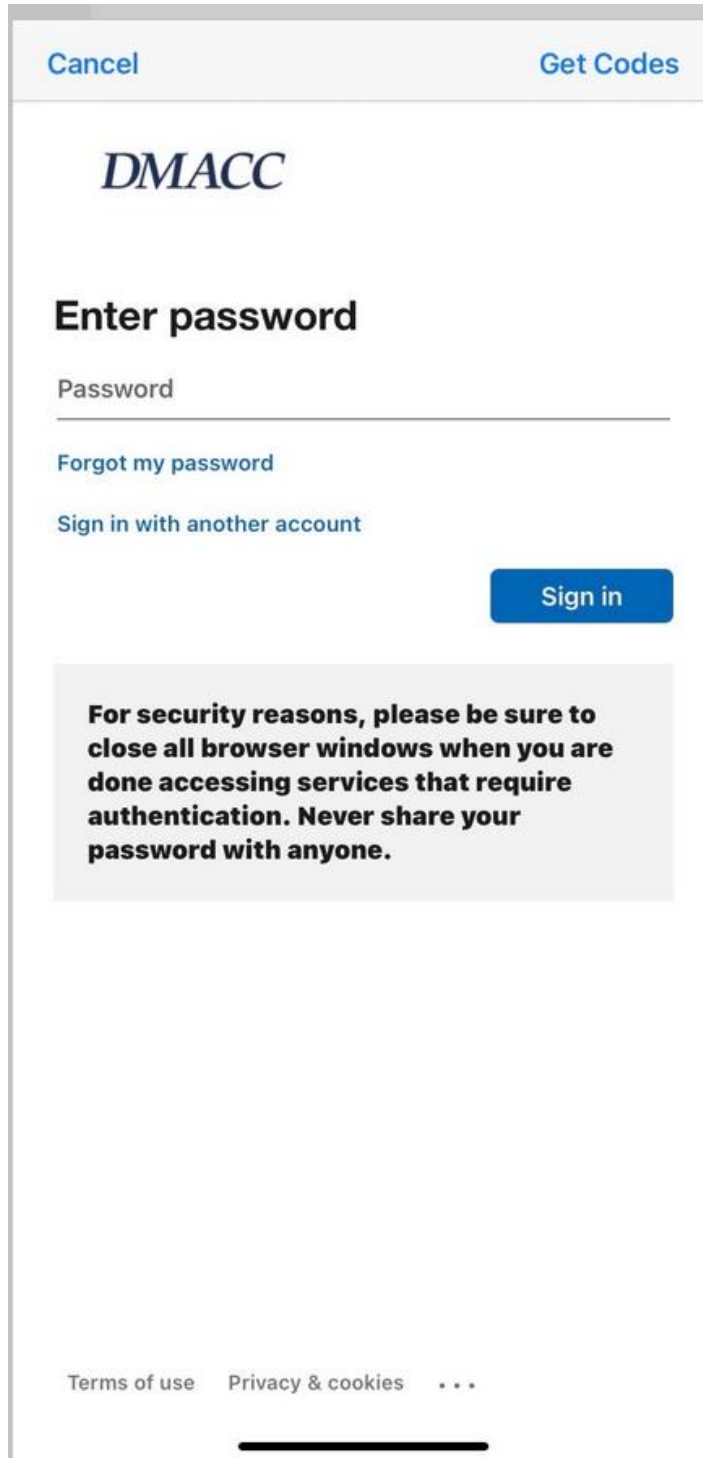


4. From there your phone will do a check to make sure it is compatible. If it is select “Continue”



a.

5. Once you select Continue it will take you to the login page. Please enter your password to authenticate.



The image shows a mobile application login screen for DMACC. At the top, there are two buttons: "Cancel" on the left and "Get Codes" on the right. Below this is the DMACC logo in a serif font. The main heading is "Enter password" in a bold sans-serif font. Underneath is a text input field labeled "Password". Below the input field are two links: "Forgot my password" and "Sign in with another account". A blue "Sign in" button is positioned to the right of the input field. A grey box contains a security warning: "For security reasons, please be sure to close all browser windows when you are done accessing services that require authentication. Never share your password with anyone." At the bottom, there are links for "Terms of use" and "Privacy & cookies" followed by three dots. A black horizontal bar is visible at the very bottom of the screen.


a.

6. Depending on your default method you will receive a verification challenge. Please respond accordingly.

[Cancel](#) [Get Codes](#)

*DMACC*

## Enter code

 We texted your phone  
Please enter the code to sign in.

Code

---

Having trouble? [Sign in another way](#)

[Verify](#)

- a.  
7. Once that is confirmed, you will be asked to register your device.

[Cancel](#) [Get Codes](#)

*DMACC*

## Help us keep your device secure

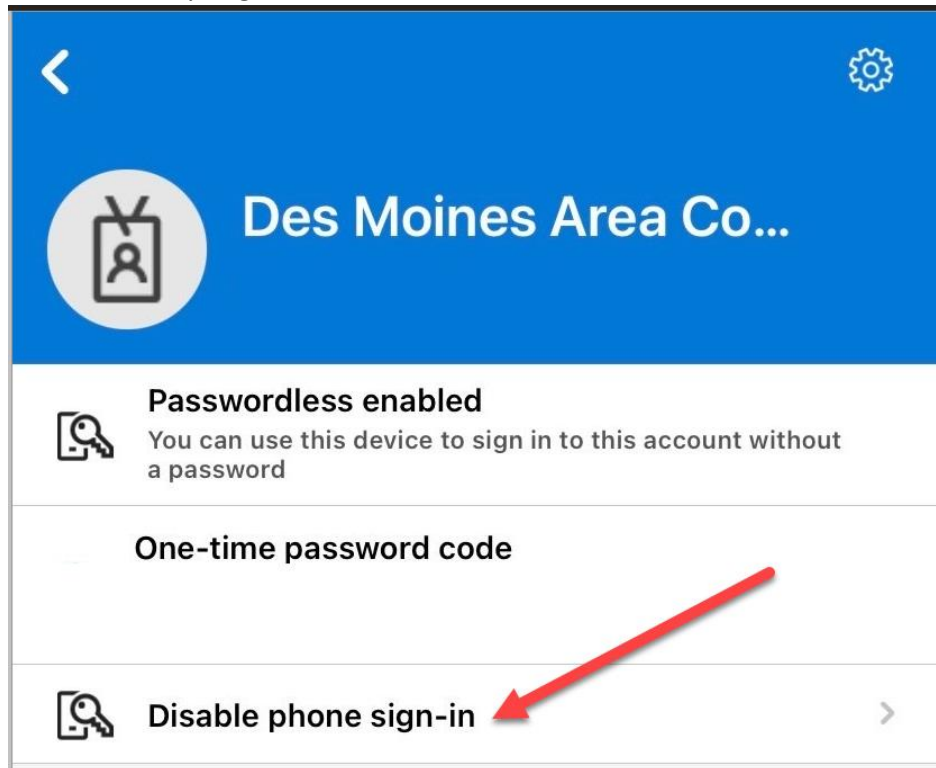
Register your device to continue. [More details](#)

[Register](#)



a.

8. You will be taken back to your Microsoft Authenticator app main screen now. Select the account that you just setup Passwordless Phone Sign-In for and you will see it says "Disable phone sign-in. That mean it is ready to go.



a.