


1

Get Root Up and Running

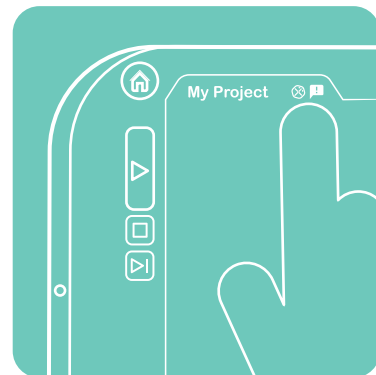
- Turn Root on



- Place Root on a white surface, like the grid that comes with Root.



- Turn Root on by pressing Root's nose.

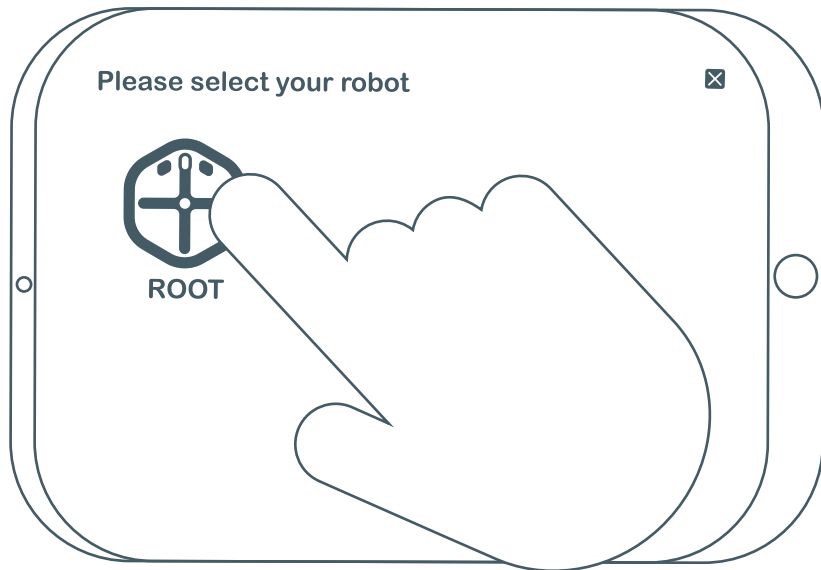


- By tapping here, you see all the robots that you can connect to Root Coding.

2

Get Root Up and Running

- Connect your Root to the app



- Find your Root and select it by tapping it.