













Subject: 1161+ Setpoint Change

1. Press  and  at the same time to enter the select mode.
2. Press  until the top display reads SETP
3. Press  to display ULOC
4. Press  to change the unlock code to 10
5. Press  once
6. Press  or  to change the setpoint
7. Press  and  at the same time to return to the select mode.
8. Press  to display OPTr
9. Press  to return to normal display.