

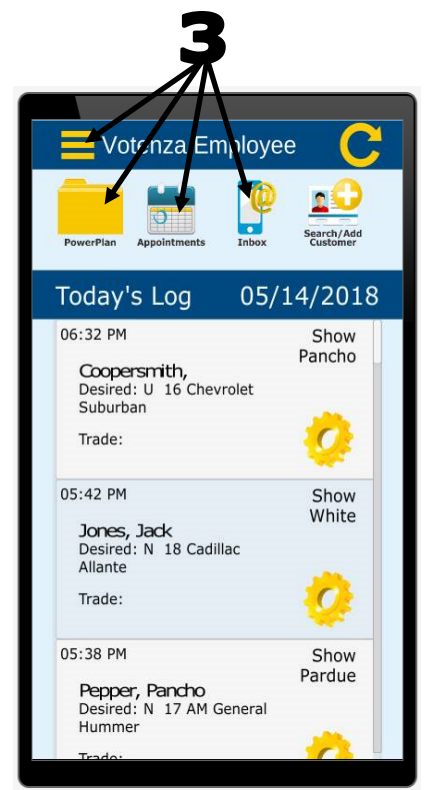
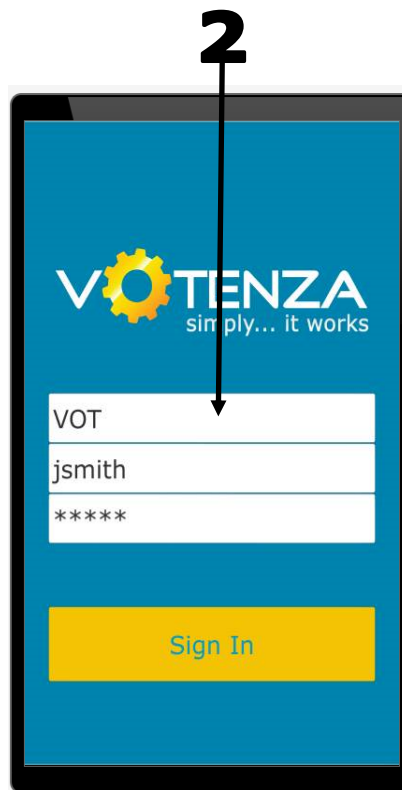



# MDL autoEquity


## How to Download the Mobile App

### Android Instructions

1. From the Google Play Store,  search “Votenza” then select **Votenza—Automotive CRM** and select install.
2. After installing, open the Votenza Mobile App and use the same credentials that are used when logging in on the desktop site.
3. Once logged in, your default page will be your “Today’s Log”. You can navigate to your PowerPlan, Appointments, Inbox, or other pages via the icons or the  menu.



### POWERBOOST

Click the  to complete an action.  
If you do not see your desired action  
( email, text, record comment )  
scroll the icons at the top of the screen.





Questions? Call or Email Support (833) 766-5053 - [autoequity@MDLautomation.com](mailto:autoequity@MDLautomation.com)

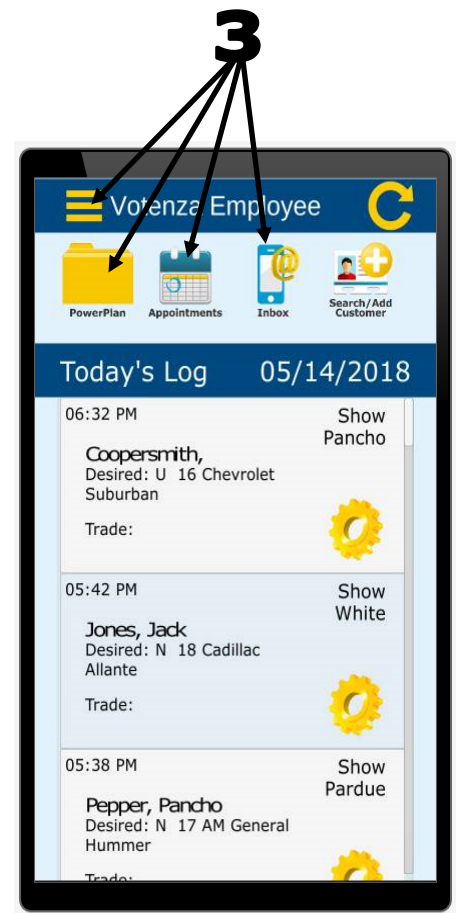
**MDL**  
autoEquity

# MDL autoEquity


## How to Download the Mobile App

### Apple Instructions

1. From Apple iTunes,  search "Votenza" then select **Votenza—Automotive CRM** and select GET.
2. After installing, open the Votenza Mobile App and use the same credentials that are used when logging in on the desktop site.
3. Once logged in, your default page will be your "Today's Log". You can navigate to your PowerPlan, Appointments, or other pages via the icons or the  menu.



### POWERBOOST

Click the  to complete an action.  
 If you do not see your desired action  
 (email, text, record comment)  
 scroll the icons at the top of the screen.



Questions? Call or Email Support (833) 766-5053 - [autoequity@MDLautomation.com](mailto:autoequity@MDLautomation.com)

