

Adult Literacy and Numeracy Assessment Tool Road-show

Workshop Two

Ben Gardiner & Alice Housiaux
The New Zealand Council for Educational Research
April-July 2013

Using the Adult Literacy and Numeracy Assessment Tool

- Support resources
- Assessment selection
- Scale Score and Margin of Error
- The Gain Report
- Creating & Interpreting Reports
- Data engine extracts

Support Resources

- Literacy and Numeracy for Adults Website:
<https://www.literacyandnumeracyforadults.com/resources/355041>
- Training Site:
<https://assesstool-uat.tec.govt.nz/Login.aspx>
- In-Tool contextual Help
- Assessment Tool Service Desk
Email: assessforadults@nzcer.org.nz
Phone: 04 381 4576

Assessment selection

- Administration strategies??
- Online Assessments
- Paper-based Assessments
- Introducing the Paper-based Snapshot Assessment
- Threshold and Difficulty

Reading – No Threshold

Create a Reading Assessment

Assessment Name
(Required)

Introducing the Paper-based Snapshot Assessment

Assessment Type
(Required)

- Adaptive Snapshot
- Non-Adaptive Non-Adaptive Snapshot for Printing
- Non-Adaptive for Printing

Assessment Strand
(Required)

- Read with Understanding

Threshold
(Required)

- Step 2 Step 4
- Step 3 No Threshold

Difficulty
(Required)

- Steps 1-3 Steps 4-6
- Steps 2-5

Numeracy – No Threshold

Create a Numeracy Assessment

Assessment Name
(Required)

Introducing the Paper-based Snapshot Assessment

Assessment Type
(Required)

- Adaptive Snapshot
 Non-Adaptive Non-Adaptive Snapshot for Printing
 Non-Adaptive for Printing

Assessment Strand
(Required)
(See Note)

- Number Knowledge General Numeracy
 Number Strategies and Measurement

Threshold
(Required)

- Step 2 Step 5
 Step 3 No Threshold
 Step 4

Difficulty
(Required)

- Steps 1-3 Steps 4-6
 Steps 2-5

Reading – Threshold Option

Create a Reading Assessment

Assessment Name
(Required)

Introducing the Paper-based Snapshot Assessment

Assessment Type
(Required)

- Adaptive Snapshot
- Non-Adaptive Non-Adaptive Snapshot for Printing
- Non-Adaptive for Printing

Assessment Strand
(Required)

- Read with Understanding

Threshold
(Required)

- Step 2 Step 4
- Step 3 No Threshold

Numeracy – Threshold Option

Create a Numeracy Assessment

Assessment Name
(Required)

Introducing the Paper-based Snapshot Assessment

Assessment Type
(Required)

- Adaptive Snapshot
- Non-Adaptive Non-Adaptive Snapshot for Printing
- Non-Adaptive for Printing

Assessment Strand
(Required)
(See Note)

- Number Knowledge General Numeracy
- Number Strategies and Measurement

Threshold
(Required)

- Step 2 Step 5
- Step 3 No Threshold
- Step 4

Assessments - Threshold Option

- Scale score and Step level are always provided.
- The learner will also be tagged as: Below/Undecided/Above the selected Step Threshold.
- An option where the L&N demands have been mapped against the progressions.

Assessments - No Threshold Option

- Online Adaptive Snapshot
- Paper-based Snapshot
- A 'broader' assessment option
- Suitable when there is little known about the Literacy and Numeracy ability of Learners

Scale Score and Margin of Error

- Scale of 0-1000
- Scale Score: The number of questions the learner gets correct forms their raw score. The raw score is then weighted against the questions' difficulty and converted to a scale score.
- Represented by the dotted line in the Individual Report and dictates the Step result

Scale Score and Margin of Error cont.

- The Margin of Error is an indication of how robust the learner's result is.
- Margin of error and non-adaptive Assessments
- Learner engagement, margin of error, full length or Snapshot assessments??

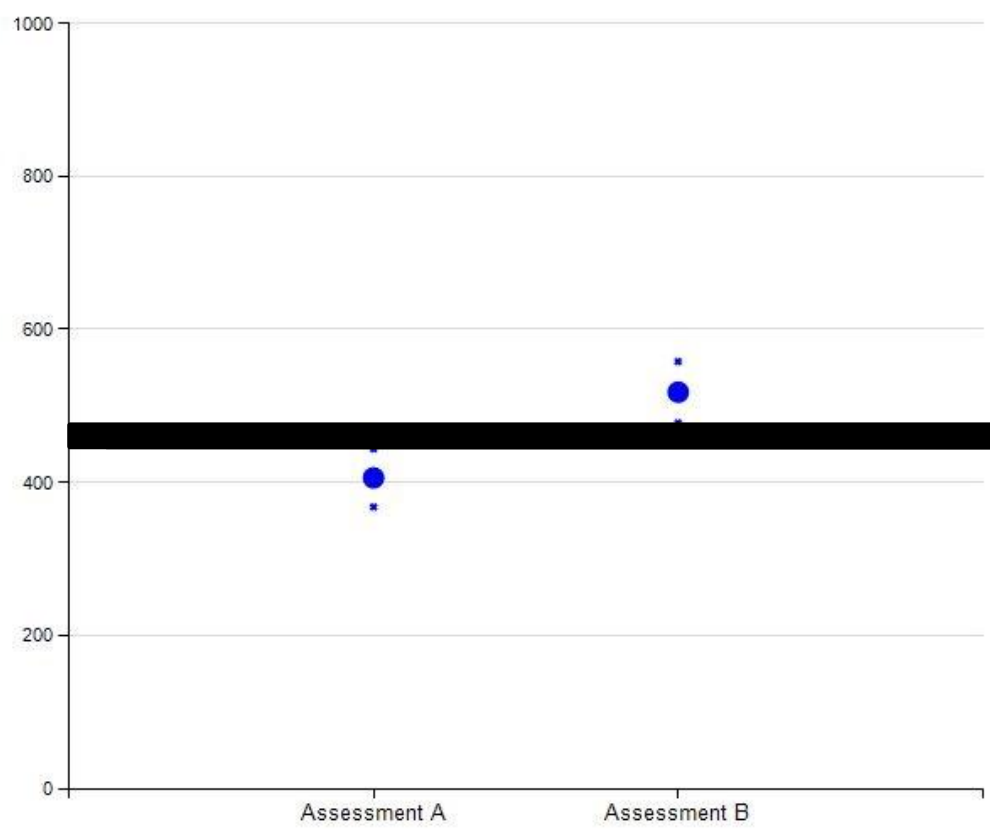
The Gain Report

- Creating a Gain Report
- Interpreting the Box and Whisker graph
- Interpreting the data table
- Gain versus Significant Gain
- Risks of focusing solely on the Step result

Learner Progress Report, Numeracy



Scale Score



Achievement Statistics

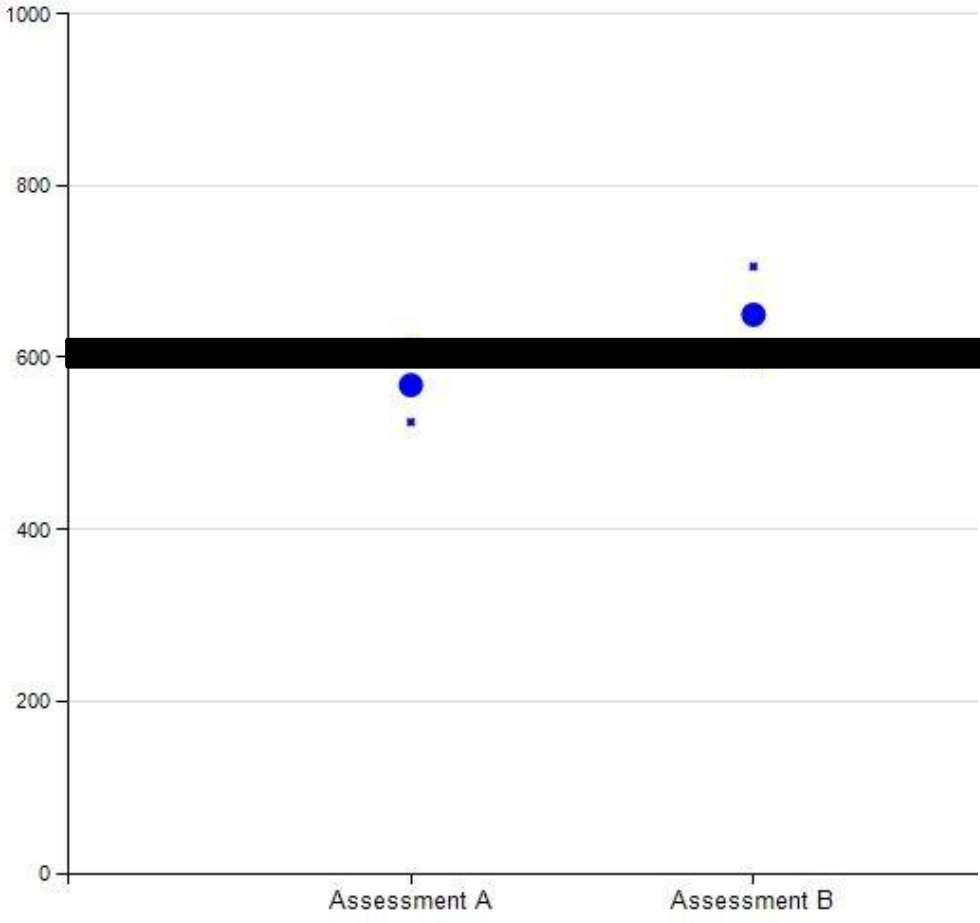
	Assessment A	Assessment B
Assessment Name	[Redacted]	
Assessment Type	Snapshot	Snapshot
Assessment Strand	General Numeracy	General Numeracy
(Link to Report)	[Link]	[Link]
Start Date	07/05/2013 10:14:03	11/07/2013 10:16:39
Finish Date	07/05/2013 10:26:23	11/07/2013 10:37:44
Scale Score	406 +/- 38	518 +/- 40
Step	Step 2	Step 3

Gain Statistics

Gain	112
Gain Score Error (+/-)	55
Is Gain Significant?	Yes
Time Elapsed	9.3 weeks

Learner Progress Report, Numeracy

Scale Score



Achievement Statistics

	Assessment A	Assessment B
Assessment Name	[Redacted]	[Redacted]
Assessment Type	Non-Adaptive Snapshot for Printing	Non-Adaptive Snapshot for Printing
Assessment Strand	General Numeracy	General Numeracy
(Link to Report)	[Link]	[Link]
Start Date	22/04/2013	24/07/2013
Finish Date	N/A	N/A
Scale Score	568 +/- 43	650 +/- 56
Step	Step 4	Step 5

Gain Statistics

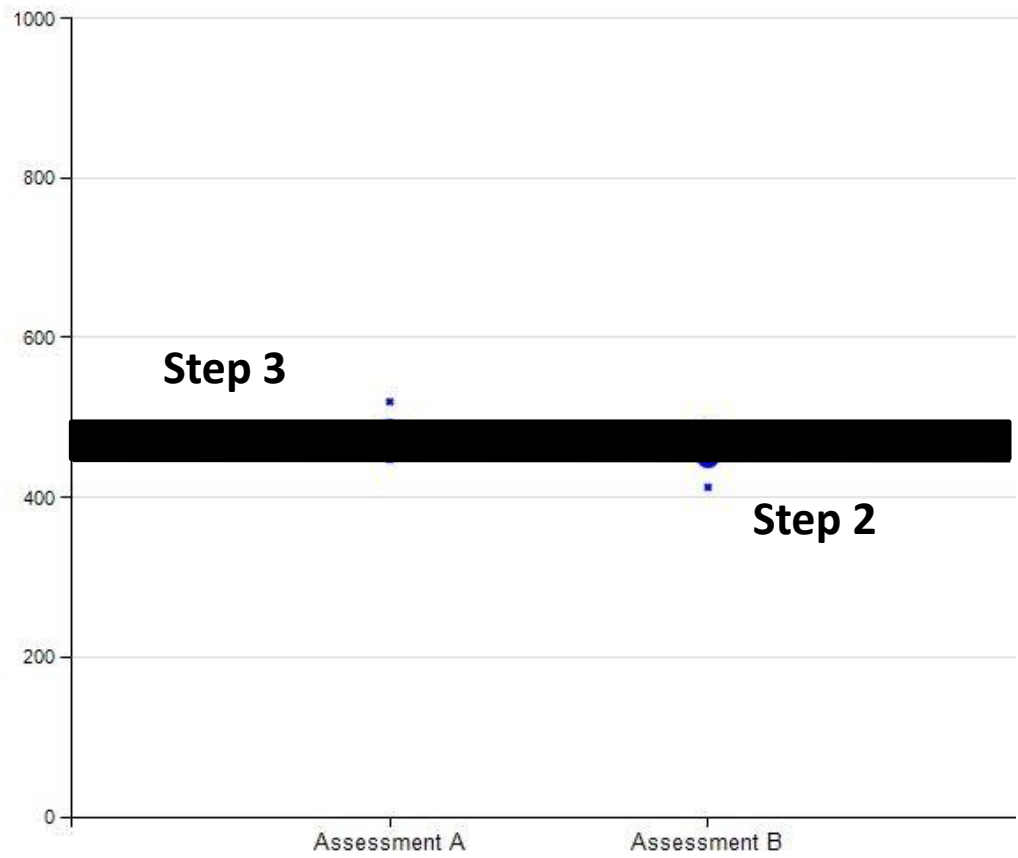
Gain	82
Gain Score Error (+/-)	71
Is Gain Significant?	No
Time Elapsed	13.3 weeks



Learner Progress Report, Numeracy



Scale Score



Achievement Statistics

	Assessment A	Assessment B
Assessment Name	[Redacted]	[Redacted]
Assessment Type	Snapshot	Snapshot
Assessment Strand	General Numeracy	General Numeracy
(Link to Report)	[Link]	[Link]
Start Date	05/06/2013 10:04:22	13/08/2013 09:24:57
Finish Date	05/06/2013 10:20:30	13/08/2013 09:36:50
Scale Score	484 +/- 36	451 +/- 38
Step	Step 3	Step 2

Gain Statistics

Gain	-33
Gain Score Error (+/-)	52
Is Gain Significant?	No
Time Elapsed	9.9 weeks

Creating & Interpreting Reports

Overview of Reports in the Assessment Tool:

<https://www.literacyandnumeracyforadults.com/Resources/355055>

Data engine extracts

Available to Organisation Administrators only

1. All Assessment Results (Assessments Tab)
2. All Learner Assessment Results (Learners Tab)
3. Latest Learner Scale Scores (Learners Tab)

Questions and discussion...