

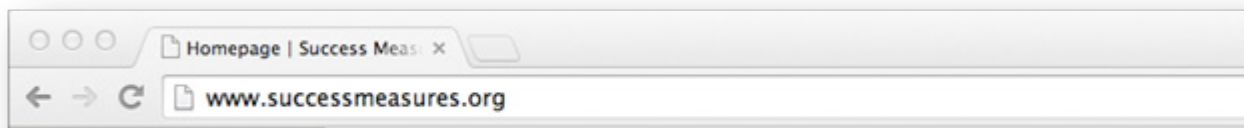
SUCCESS MEASURES® DATA SYSTEM

User Guide: Logging In

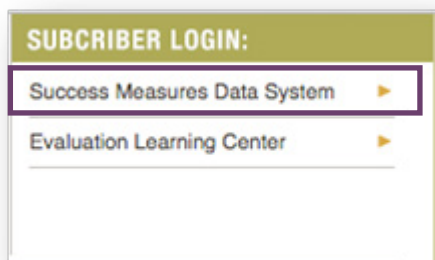
V06 - 12.14.14

Logging In

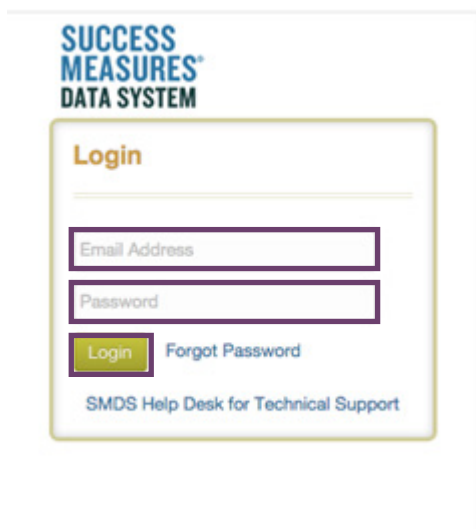
- Go to www.successmeasures.org



- Click the **Success Measures Data System** link in the upper right corner.



- Enter your **email address**.
- Enter your **password**. Your password will be provided by Success Measures or by your organization.
- Click the **Login** button.



The first time you log into SMDS, the User Agreement Conditions screen appears. Please read and scroll down to the end of the page.

- When ready, click the **User Agreement** button to agree to the aforementioned Terms and Conditions.

I, having read the documents in full, agree to the aforementioned terms and conditions.

The SMDS dashboard window appears. The user has successfully logged into SMDS.

