

Hadoop Installation on MAC

Step 1: Download the “VMware fusion” from the link shown above and install it.

VMware Fusion: <https://my.vmware.com/web/vmware/downloads>



edureka!

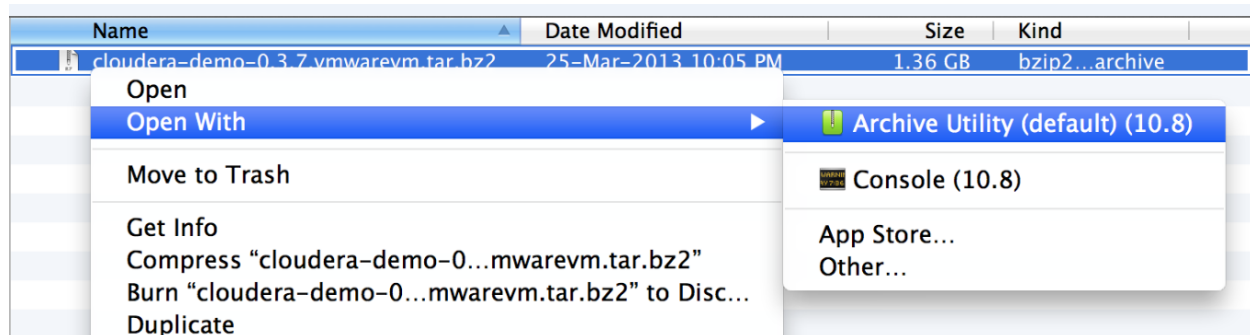
Step 2: Download the “Cloudera Setup File” from the links shown below.

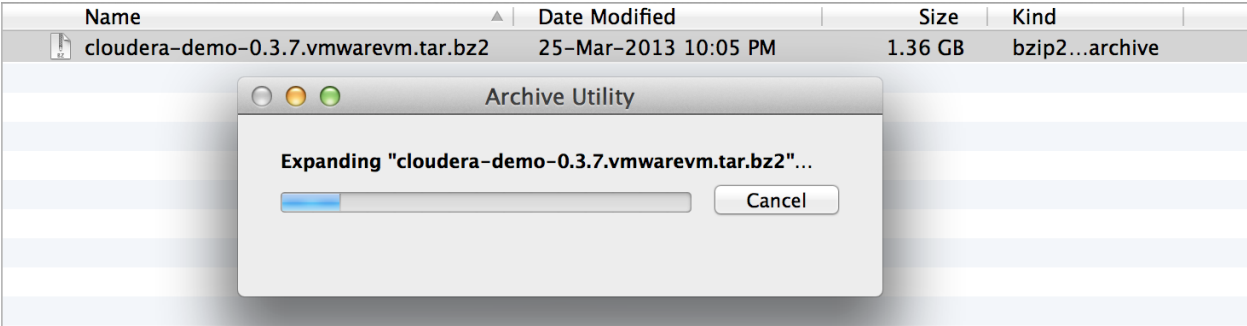
Cloudera CDH3 Setup file:

Download the Cloudera VM file from **any** of the below link.

- <https://docs.google.com/file/d/0B-P02gj6T2mTGZKS3JzUTM3bjA/edit?usp=sharing>
- <https://docs.google.com/file/d/0B-P02gj6T2mSUllcmhldZiM0E/edit?usp=sharing>
- <https://docs.google.com/file/d/0B-P02gj6T2mVktsWHdXN3ktRWc/edit?usp=sharing>
- <https://docs.google.com/file/d/0B-P02gj6T2mSXF2SUEyMS1wVDA/edit?usp=sharing>
- <https://docs.google.com/file/d/0B-P02gj6T2mS1FtNG9sUzhzcWc/edit?usp=sharing>
- <https://docs.google.com/file/d/0B-P02gj6T2mOGFfaE52RjNuenc/edit?usp=sharing>
- <https://docs.google.com/file/d/0B-P02gj6T2mOTVhaDIFVUIQaDQ/edit?usp=sharing>
- <https://docs.google.com/file/d/0B-P02gj6T2mQkZJNS1fTUVtMEE/edit?usp=sharing>
- <https://docs.google.com/file/d/0B-P02gj6T2mZ1JaZEp6T2xYYTg/edit?usp=sharing>
- <https://docs.google.com/file/d/0B-P02gj6T2mcHhBeE5WV2JielE/edit?usp=sharing>


Step 3: Extract that compressed file on your hard drive.





Step 4: Double click the extracted file to open the virtual machine:

Name	Date Modified	Size	Kind
cloudera-demo-0.3.7	Today 1:21 AM	4.59 GB	VMwa...achine
cloudera-demo-0.3.7.vmwarevm.tar.bz2	25-Mar-2013 10:05 PM	1.36 GB	bzip2...archive



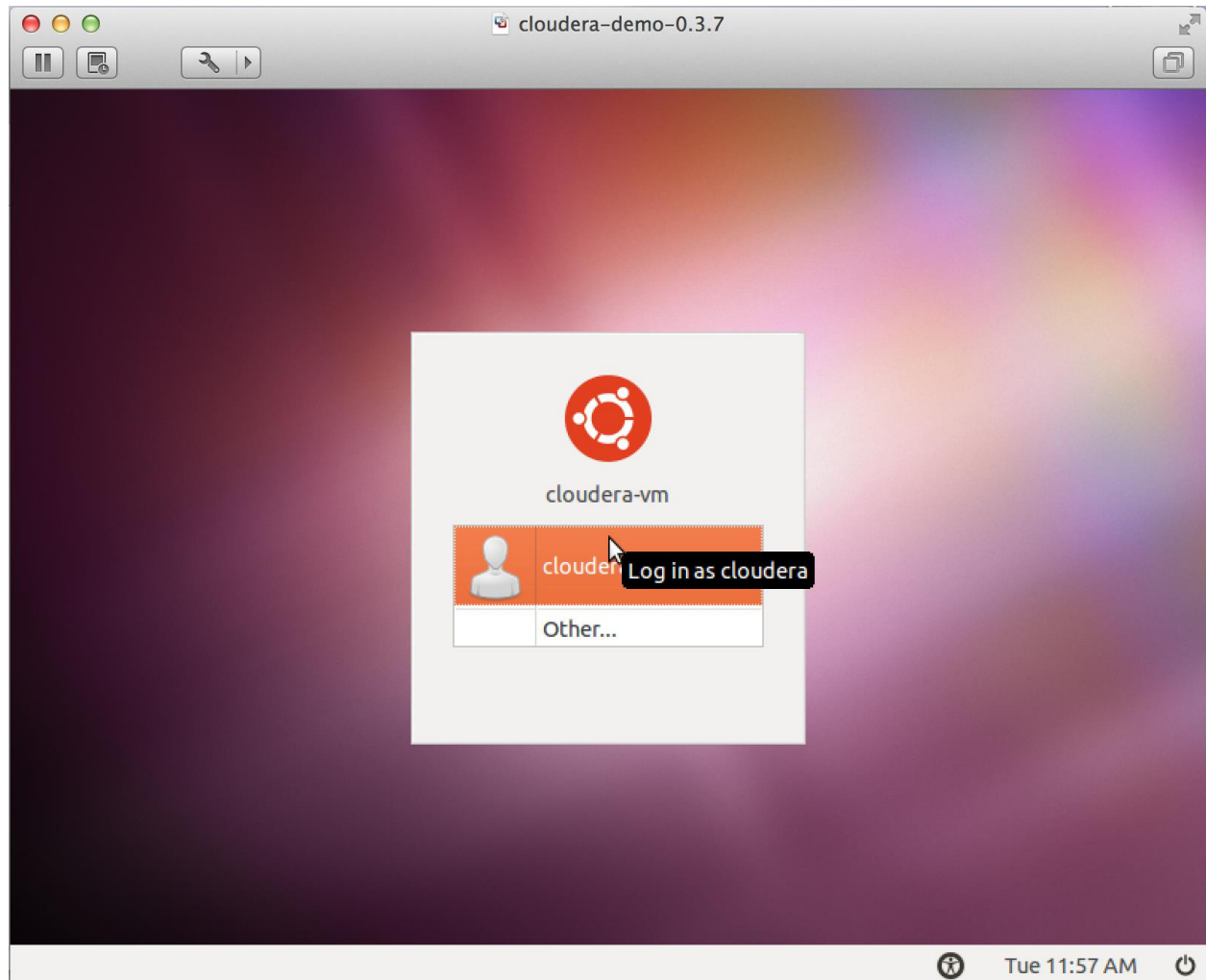
edureka!

Step 5: Open the virtual machine:

Login as:

Username – **cloudera**

Password – **cloudera**



Step 6: Download the list of Hadoop commands for reference from the following

link: http://hadoop.apache.org/docs/r1.0.4/commands_manual.pdf