

General End User Guide

2.4.20 Student Results → External Results



TrackOne
S T U D I O

This document will assist you in navigating through the Learning Analytics Suite as both an Administrator, and as a set user type with fewer permissions enabled in their setup, ie. Staff or Student. Please carefully review all instructions set out in the Help Documentation made available.

If you require further expansion or assistance at any point in the document, please do not hesitate to contact TrackOne Studio Support through the Help Desk by sending an email to helpdesk@trackonestudio.com.

External Results


The **External Results** section (under the **Student Results** area) contains information about the student's performance on external assessment items.

The screenshot displays the TrackOne Learning Analytics Suite interface. The main header reads "Demonstration School Learning Analytics Suite" with a user login "(TrackOneAdmin) (Sign Out)". The left sidebar menu includes "Analytics" with a "Go to Administration" link, and categories like "Home", "Student Results", "Class Results", "Class Tools", "Data Entry", "Subject Results", and "Cohort Results". The "Student Results" category is expanded, showing "School Results", "Continuous Results", "Pastoral Results", "External Results" (highlighted), "Advanced Analysis", and "Student Profile". The main content area is titled "External Results - Find Student" and contains search fields for "Student Code:", "Family Name:", and "Given Name:", along with a "Current Students" checkbox and a "Find Student" button. Below this is a "Student Details" section showing a "Not Found" message for a student profile. At the bottom, there is a navigation bar with "External Assessment Summary" and a "Go To:" menu with links for "Continuous", "Results", "Pastoral", "Advanced", and "Profile".

This area may be accessed from the Main Menu (above) or the blue horizontal menu bar. The Main Menu will require the user to search for the student again, whilst the blue bar will automatically populate the page with the currently selected student.

External Assessment Summary

Student Details [Print Student Profile](#)



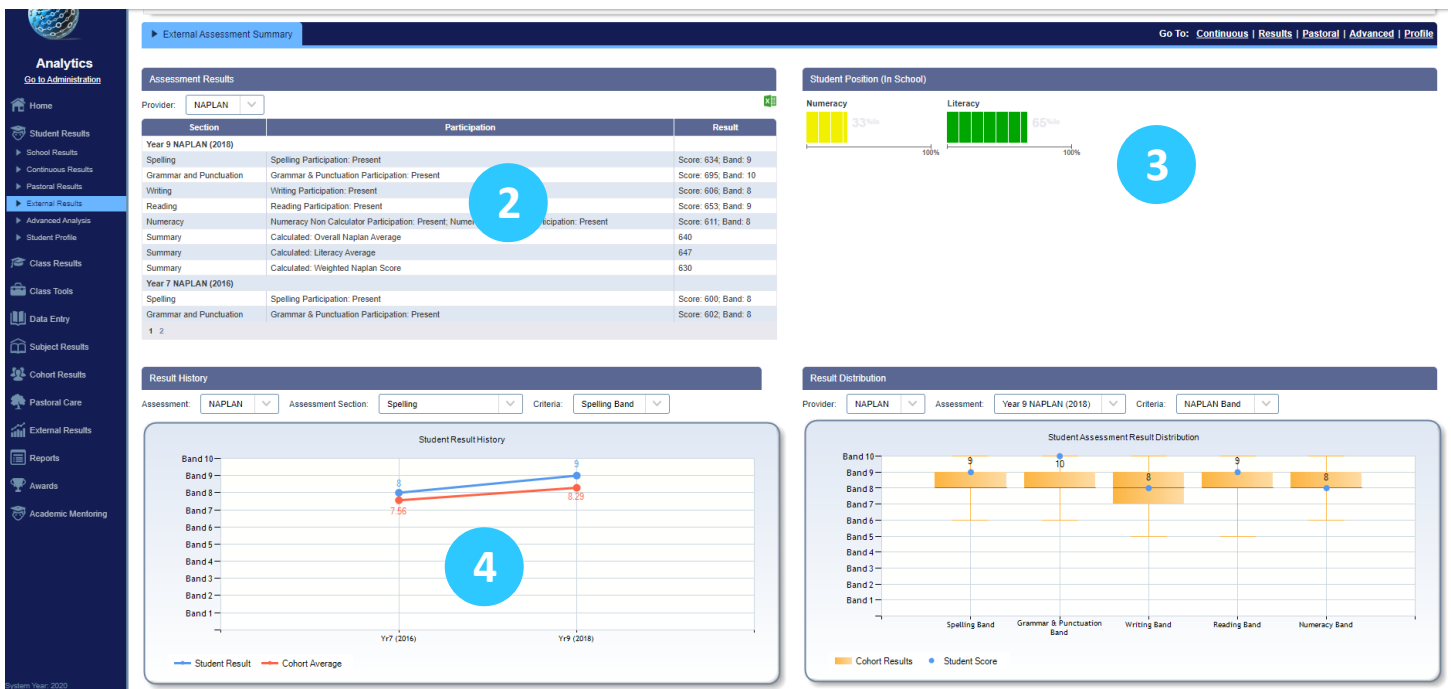
Student Code: **S832355** Dob: **04-Aug-2002** LOTE Status: **No**
Given Name: **Ava** DoI: **Current** ATSI Status: **Unknown**
Surname: **Andrews** DoE: **01-Jan-2015**
Year Level: **Year 11** Sex: **Female**
Student Notes: **No** House: **Black**

➔ GPA: **12 (B+)** (prev:11.43 (B)) ➔ Engagement: **4 (Consistently)** (prev:4 (Consistently))

External Assessment Snapshot +

▶ External Assessment Summary **1** Go To: [Continuous](#) | [Results](#) | [Pastoral](#) | [Advanced](#) | [Profile](#)

1. The blue horizontal menu bar enables the user to move between areas without changing the student.



The screenshot shows the 'External Assessment Summary' page for a student. It features a navigation menu on the left, a main content area with several panels, and a right-hand sidebar. Annotations 2, 3, and 4 highlight specific features:

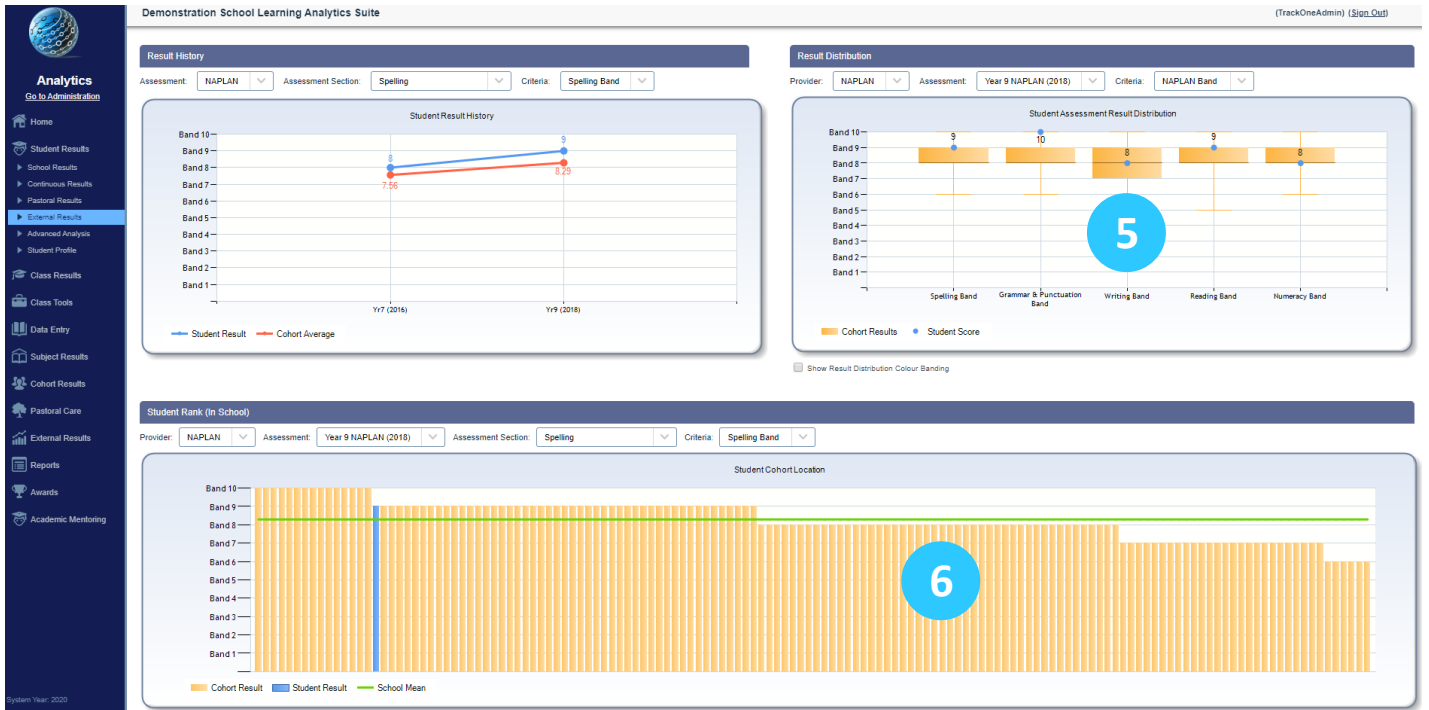
- 2**: Points to the 'Assessment Results' table, which lists various assessment sections and their results.
- 3**: Points to the 'Student Position (In School)' bar chart, which shows the student's ranking in Literacy and Numeracy relative to their cohort.
- 4**: Points to the 'Result History' line chart, which shows the student's results over time compared to the cohort average.

Section	Participation	Result
Year 9 NAPLAN (2018)		
Spelling	Spelling Participation: Present	Score: 634; Band: 9
Grammar and Punctuation	Grammar & Punctuation Participation: Present	Score: 695; Band: 10
Writing	Writing Participation: Present	Score: 606; Band: 8
Reading	Reading Participation: Present	Score: 653; Band: 9
Numeracy	Numeracy Non Calculator Participation: Present; Numeracy Calculator Participation: Present	Score: 611; Band: 8
Summary	Calculated: Overall Naplan Average	640
Summary	Calculated: Literacy Average	647
Summary	Calculated: Weighted Naplan Score	630
Year 7 NAPLAN (2016)		
Spelling	Spelling Participation: Present	Score: 600; Band: 8
Grammar and Punctuation	Grammar & Punctuation Participation: Present	Score: 602; Band: 8

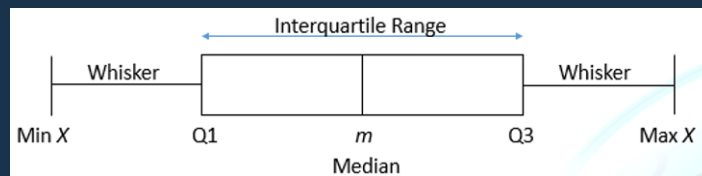
Band	Yr7 (2016)	Yr9 (2018)
Band 10		
Band 9		
Band 8		
Band 7		
Band 6		
Band 5		
Band 4		
Band 3		
Band 2		
Band 1		

Band	Spelling Band	Grammar & Punctuation Band	Writing Band	Reading Band	Numeracy Band
Band 10					
Band 9					
Band 8					
Band 7					
Band 6					
Band 5					
Band 4					
Band 3					
Band 2					
Band 1					

2. **Assessment Results** shows all external results that are available for the selected student. The user may move between provider's using the drop-down field.
3. **Student Position** shows the student's ranking in Literacy and Numeracy relative to their cohort. The ranking is calculated based on external assessment items as set up by the Learning Analytics Suite administrator.
4. **Result History** shows the student's results on an assessment item over time. The student's results are in blue, whilst the cohort's average result is in red. Different assessment items and sections may be chosen using the drop-down fields.



5. **Result Distribution** is a Box and Whisker plot, showing the median, quartiles, range and interquartile range for a set of data values.



Result Distribution plots the student's result (blue dot) on the assessment item to their cohort.

6. **Student Rank** is another depiction of the student's position relative to their cohort on the assessment item. The green line represents the average result. Hovering the mouse pointer over a result bar will reveal the student's name and result.

Note: users should be aware that if the student achieved the same result as other students, they will be positioned first in this group. As above, the student is positioned first in the group who achieved a band result of 9.