


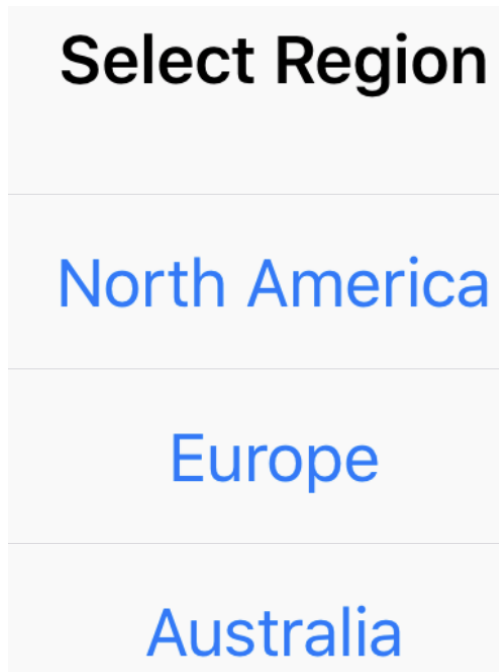
Kronos Mobile App Instructions

1. Find the app Workforce Ready in your respective app store




a.

2. Launch the app and choose North America



a.

3. Enter the company ID as 6102930, username and password



The image shows the KRONOS login interface. At the top is the KRONOS logo. Below it is a 'Login' section with three input fields: 'Company' containing '6102930', 'Username' containing 'Holt.101223', and 'Password' with masked characters. Below the fields are two buttons: 'Login' and 'Back'.

a.

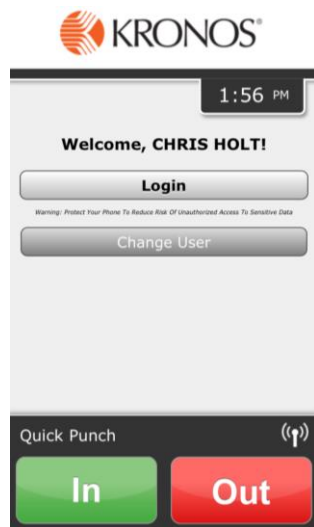
4. You're in!



The image shows the KRONOS 'Main Menu' screen. At the top left is the KRONOS logo and 'CHRIS HOLT' is displayed at the top right. The main menu has two large icons: a red alarm clock icon labeled 'Time & Labor Management' and a yellow icon with a square and an arrow labeled 'Logout'.

a.

5. As long as you are within the building you can quick punch in and out



The image shows the KRONOS 'Quick Punch' screen. At the top is the KRONOS logo. Below it is a status bar showing '1:56 PM'. The main text says 'Welcome, CHRIS HOLT!'. There are two buttons: 'Login' and 'Change User'. At the bottom, there is a 'Quick Punch' section with two large buttons: a green 'In' button and a red 'Out' button.

a.

b. This symbol means you are further than the required distance

