

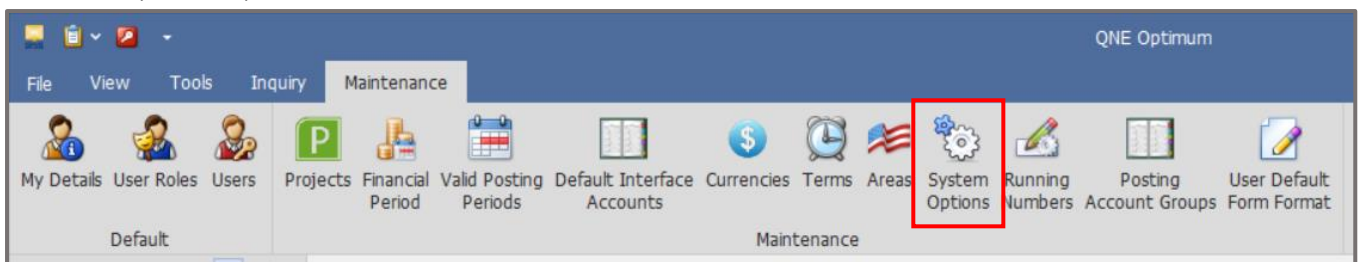


HOW TO CHANGE PRECISION OF PRICE AND QTY

By default, the number of decimal points for Unit Price and Quantity is set to 2. In the system, there is an option where the precision can be adjusted to extend up to 8 decimal places.

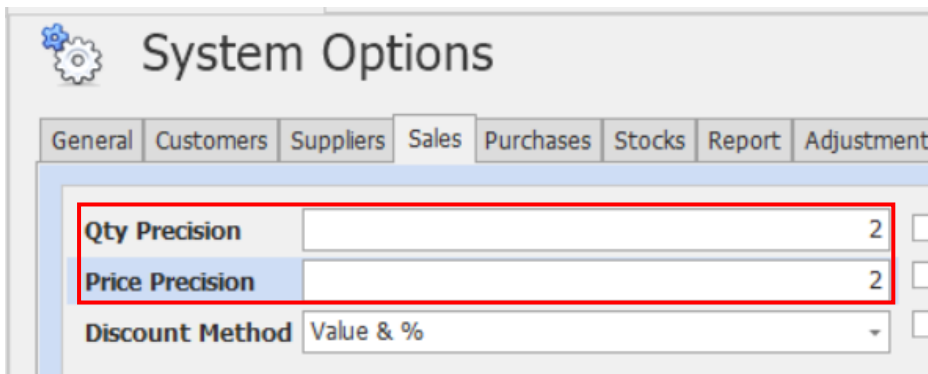
To adjust the Precision:

1. Go to System Options

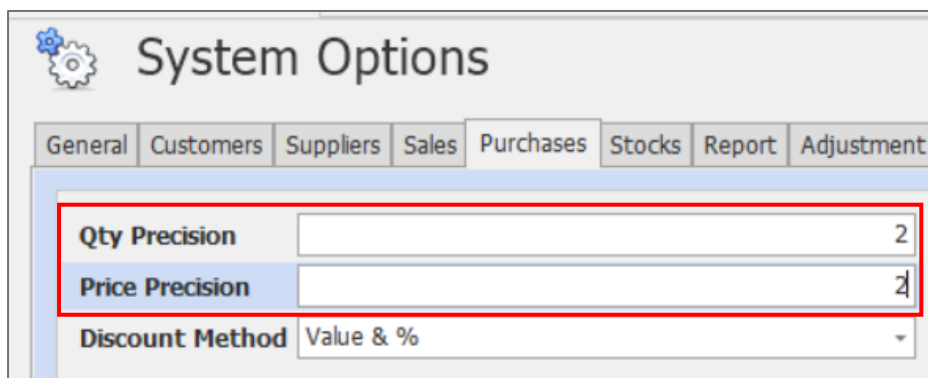


2. Select which Module Precision of Price and Quantity must be adjusted.

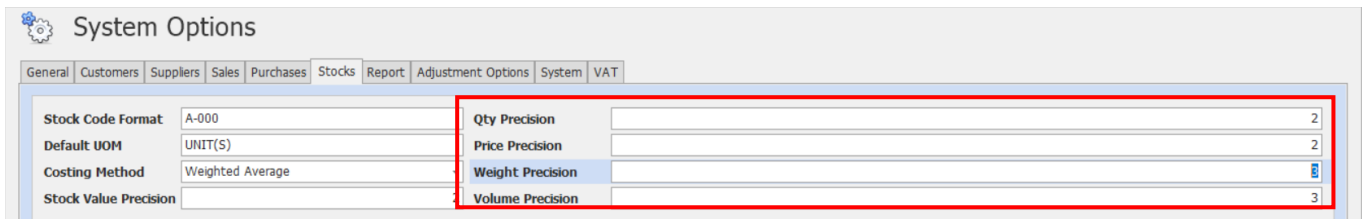
Sales



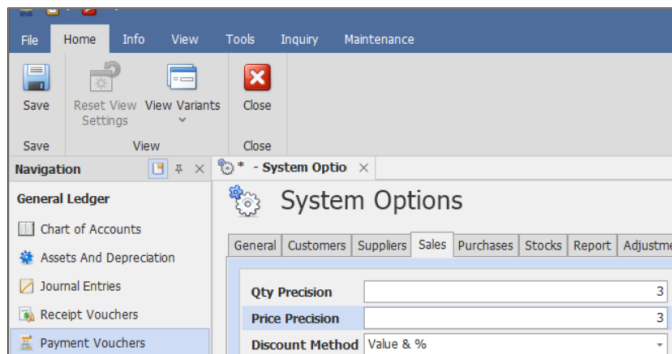
Purchases



Stocks

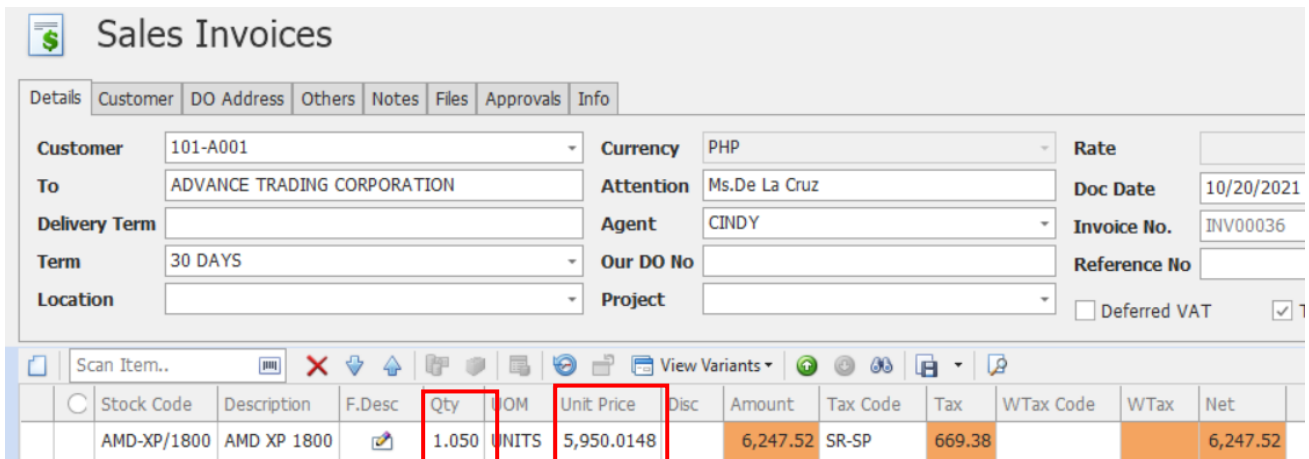


3. Change the desired Precision and click "Save".



Sample Setup in Sales Tab Qty Precision: 3 Price Precision: 4

4. Open one of the transaction forms e.g. Sales Invoice



Stock Code	Description	F.Desc	Qty	UOM	Unit Price	Disc	Amount	Tax Code	Tax	WTax Code	WTax	Net
AMD-XP/1800	AMD XP 1800		1.050	UNITS	5,950.0148		6,247.52	SR-SP	669.38			6,247.52

As shown above, set precisions were followed. Note that this will only take effect in transaction forms. Form and Report Preview Formats must be customized to display exact quantity and Unit Price values.



For further concerns regarding this matter, please contact support to assist you or create ticket thru this link <https://support.qne.com.ph>