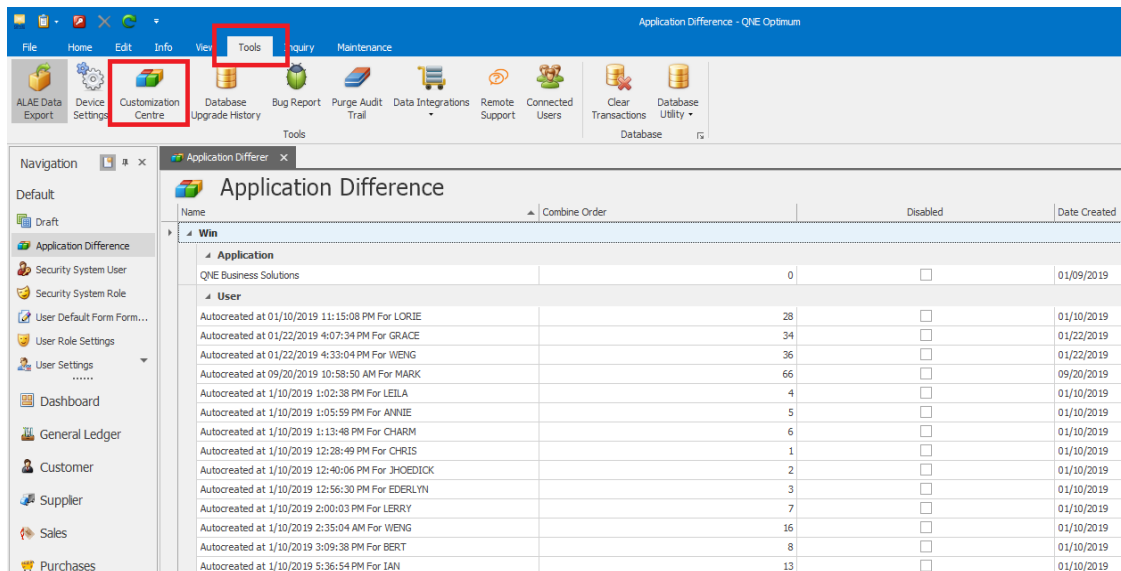




HOW TO MAKE UNEDITABLE FIELD IN SALES INVOICE?

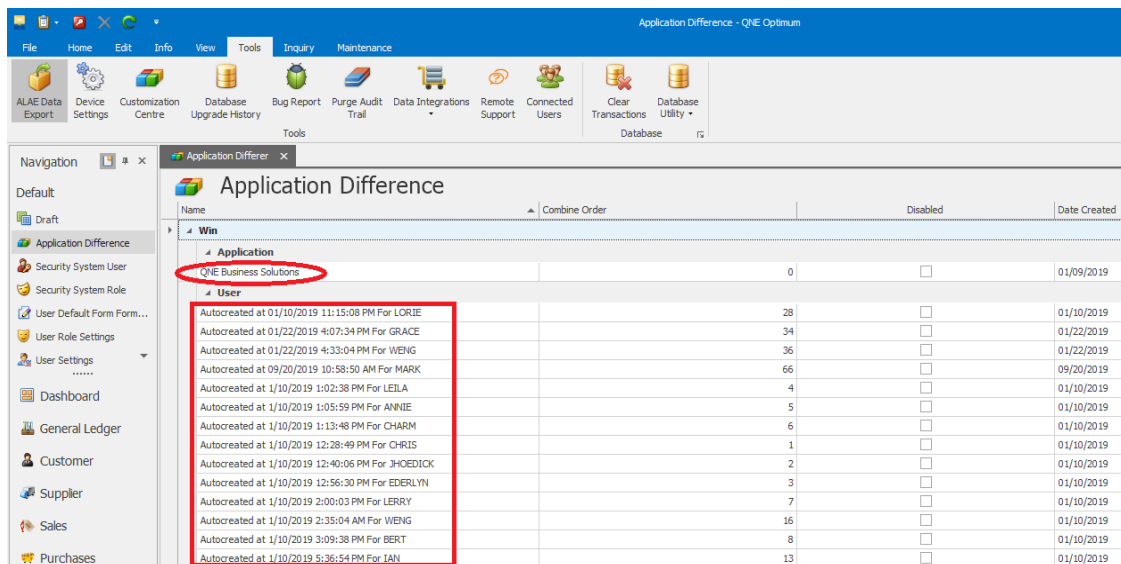
To restrict the user/s to edit data in transaction **Details** (Description, Discount):

1. Go to **Tools** > select **Customization Centre**



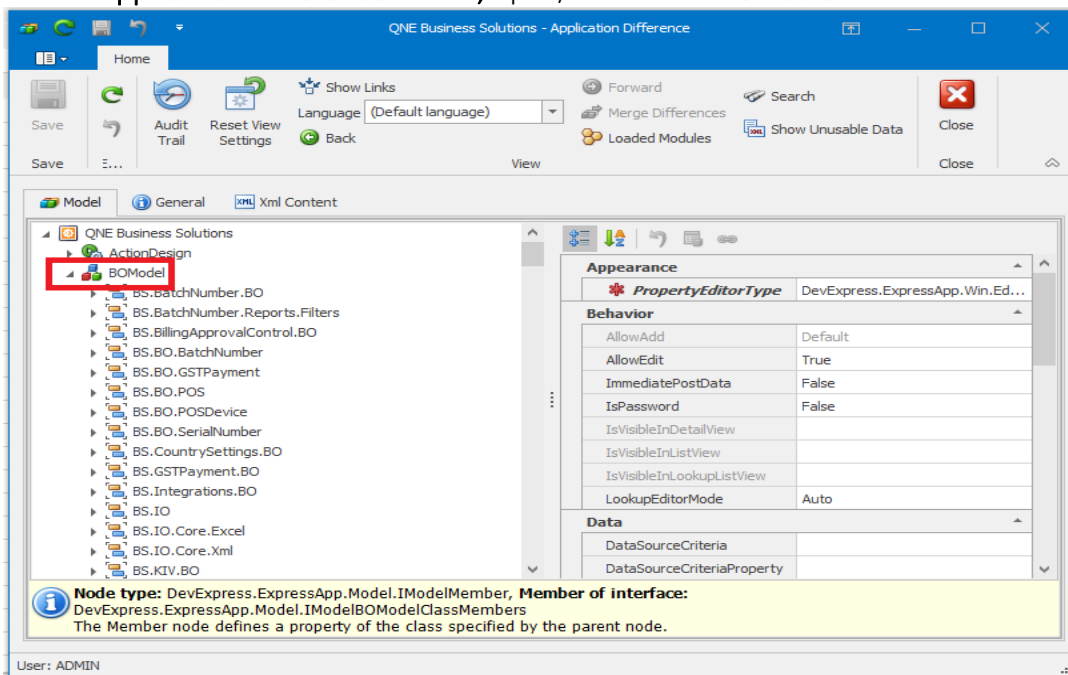
Name	Combine Order	Disabled	Date Created
Win			
Application			
QNE Business Solutions	0	<input type="checkbox"/>	01/09/2019
User			
Autocreated at 01/10/2019 11:15:08 PM For LORIE	28	<input type="checkbox"/>	01/10/2019
Autocreated at 01/22/2019 4:07:34 PM For GRACE	34	<input type="checkbox"/>	01/22/2019
Autocreated at 01/22/2019 4:33:04 PM For WENG	36	<input type="checkbox"/>	01/22/2019
Autocreated at 09/20/2019 10:58:50 AM For MARK	66	<input type="checkbox"/>	09/20/2019
Autocreated at 1/10/2019 1:02:38 PM For LEILA	4	<input type="checkbox"/>	01/10/2019
Autocreated at 1/10/2019 1:05:59 PM For ANNIE	5	<input type="checkbox"/>	01/10/2019
Autocreated at 1/10/2019 1:13:48 PM For CHARM	6	<input type="checkbox"/>	01/10/2019
Autocreated at 1/10/2019 12:28:49 PM For CHRIS	1	<input type="checkbox"/>	01/10/2019
Autocreated at 1/10/2019 12:40:06 PM For JHOEDICK	2	<input type="checkbox"/>	01/10/2019
Autocreated at 1/10/2019 12:56:30 PM For EDERLYN	3	<input type="checkbox"/>	01/10/2019
Autocreated at 1/10/2019 2:00:03 PM For LERRY	7	<input type="checkbox"/>	01/10/2019
Autocreated at 1/10/2019 2:35:04 AM For WENG	16	<input type="checkbox"/>	01/10/2019
Autocreated at 1/10/2019 3:09:38 PM For BERT	8	<input type="checkbox"/>	01/10/2019
Autocreated at 1/10/2019 5:36:54 PM For IAN	13	<input type="checkbox"/>	01/10/2019

2. If the rule is for all users, including the **ADMINISTRATOR**, double click on the **QnE Business Solutions** under **Application** group, else you need to do/apply it per user.

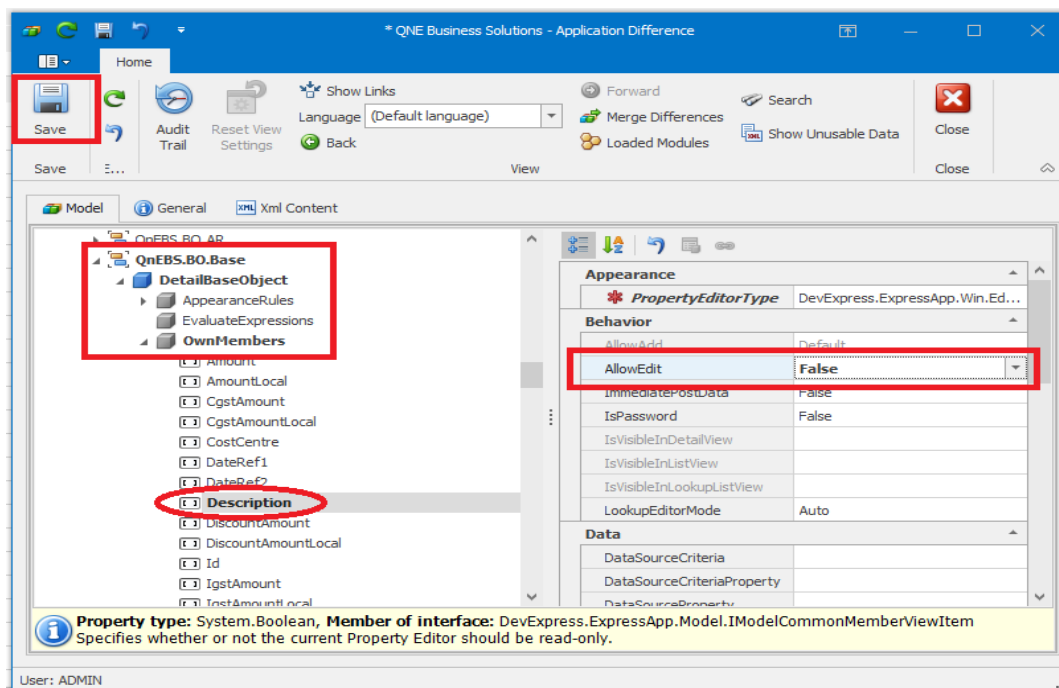


Name	Combine Order	Disabled	Date Created
Win			
Application			
QNE Business Solutions	0	<input type="checkbox"/>	01/09/2019
User			
Autocreated at 01/10/2019 11:15:08 PM For LORIE	28	<input type="checkbox"/>	01/10/2019
Autocreated at 01/22/2019 4:07:34 PM For GRACE	34	<input type="checkbox"/>	01/22/2019
Autocreated at 01/22/2019 4:33:04 PM For WENG	36	<input type="checkbox"/>	01/22/2019
Autocreated at 09/20/2019 10:58:50 AM For MARK	66	<input type="checkbox"/>	09/20/2019
Autocreated at 1/10/2019 1:02:38 PM For LEILA	4	<input type="checkbox"/>	01/10/2019
Autocreated at 1/10/2019 1:05:59 PM For ANNIE	5	<input type="checkbox"/>	01/10/2019
Autocreated at 1/10/2019 1:13:48 PM For CHARM	6	<input type="checkbox"/>	01/10/2019
Autocreated at 1/10/2019 12:28:49 PM For CHRIS	1	<input type="checkbox"/>	01/10/2019
Autocreated at 1/10/2019 12:40:06 PM For JHOEDICK	2	<input type="checkbox"/>	01/10/2019
Autocreated at 1/10/2019 12:56:30 PM For EDERLYN	3	<input type="checkbox"/>	01/10/2019
Autocreated at 1/10/2019 2:00:03 PM For LERRY	7	<input type="checkbox"/>	01/10/2019
Autocreated at 1/10/2019 2:35:04 AM For WENG	16	<input type="checkbox"/>	01/10/2019
Autocreated at 1/10/2019 3:09:38 PM For BERT	8	<input type="checkbox"/>	01/10/2019
Autocreated at 1/10/2019 5:36:54 PM For IAN	13	<input type="checkbox"/>	01/10/2019

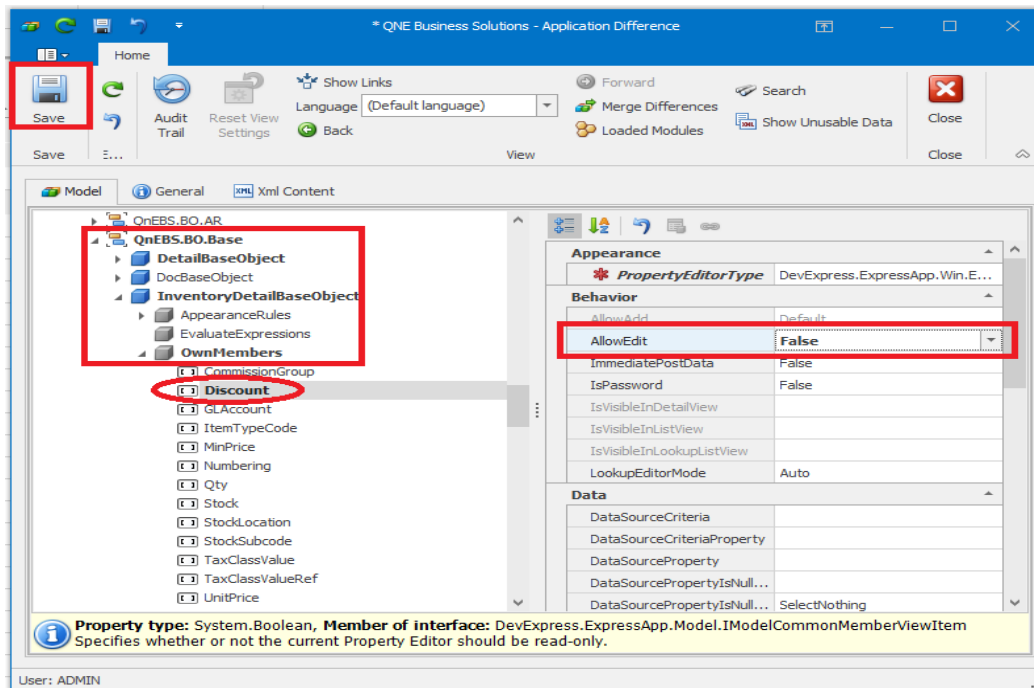
3. On the Application Difference screen, open/extract the BOModel



4. Under BOModel, go to QnEBS.BO.Base > DetailBaseObject > OwnMembers > Description > set the AllowEdit to False to restrict the user/s to edit the Description field



- Under **BOModel**, go to **QnEBS.BO.Base > InventoryDetailBaseObject > OwnMembers > Discount** > set the **AllowEdit** to **False** to restrict the user/s to edit the **Discount** field > **Save** then **Close** the window.



NOTE: The user/s need to logout from the system to take effect the rules.



For further concerns regarding this matter, please contact support to assist you or create ticket thru this link <https://qnesupportph.freshdesk.com>