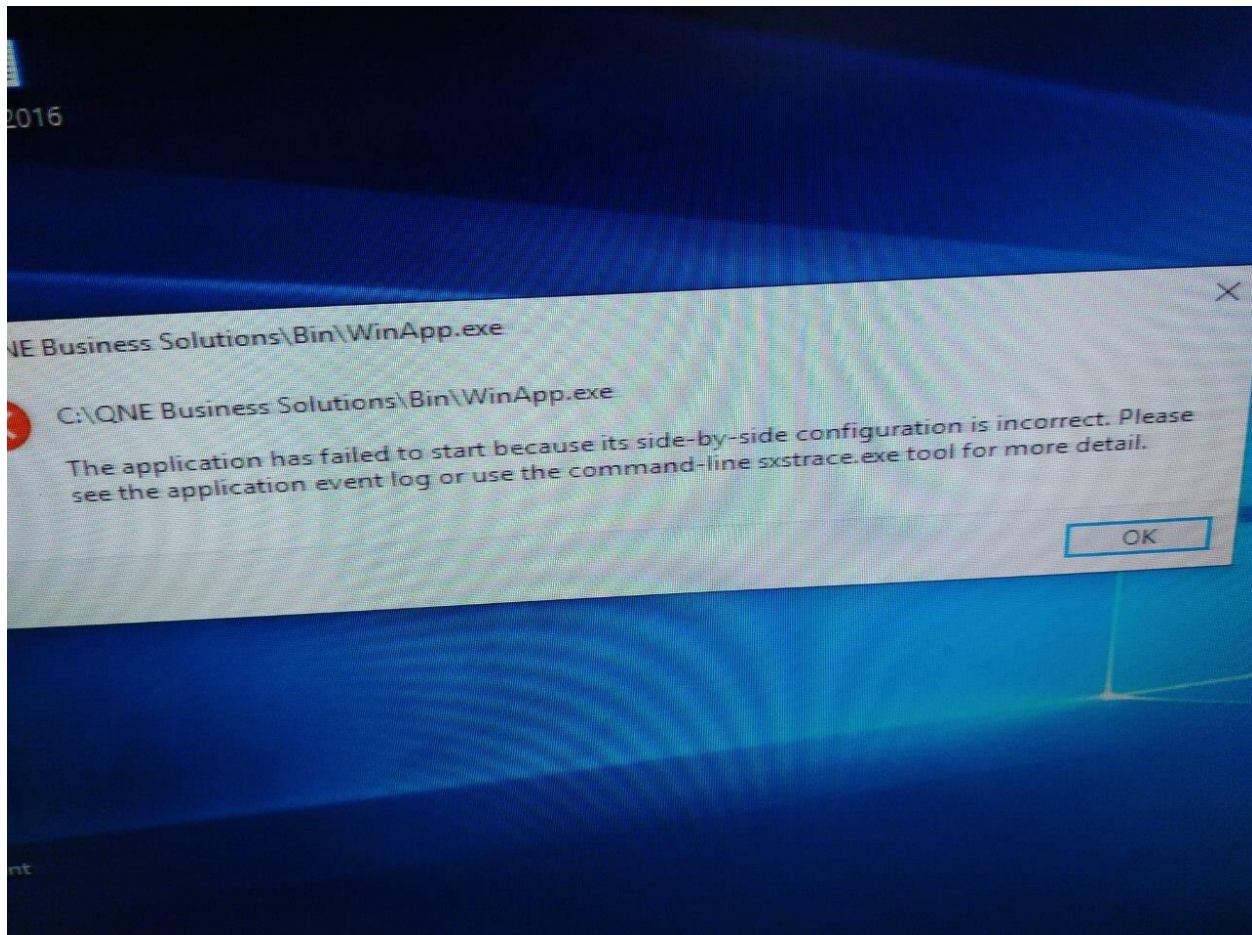




HOW TO FIX 'SIDE-BY-SIDE' ERROR MESSAGE UPON OPENING THE SYSTEM
























Problem Scenario:

After successful installation, user cannot open the system and an error message prompts:



Resolution(s):

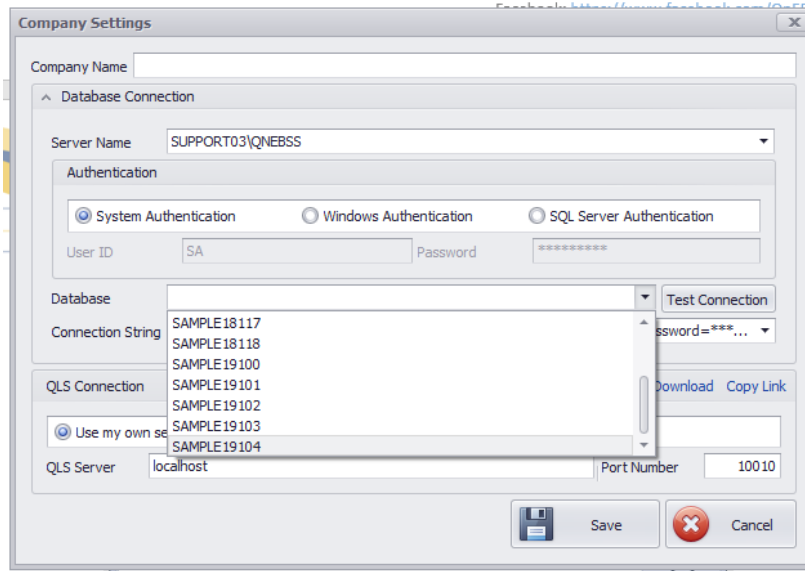
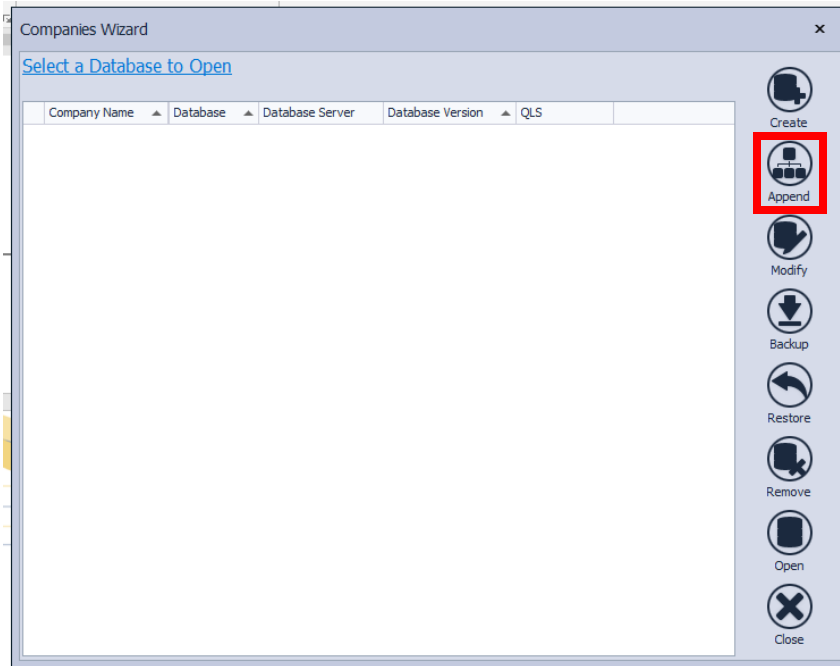
Given the path in the error message, go inside QnE folder > Bin

 API V1	9/10/2019 3:27 PM	File folder	
<input checked="" type="checkbox"/>  Bin	9/13/2019 2:04 PM	File folder	
 Images	9/10/2019 3:27 PM	File folder	
 Changelog	9/10/2019 2:12 PM	Chrome HTML Do...	18 KB
 CustomDefaultVerticalTemplateContent	9/10/2019 12:55 PM	ASP.NET User Con...	14 KB
 Default	5/31/2019 12:18 PM	ASP.NET Server Pa...	2 KB
 Error	4/19/2019 2:47 PM	ASP.NET Server Pa...	10 KB
 Global	4/19/2019 2:47 PM	ASP.NET Server A...	1 KB
 Login	5/31/2019 12:18 PM	ASP.NET Server Pa...	2 KB
 LogonTemplate	5/31/2019 12:18 PM	ASP.NET User Con...	6 KB
 LogonTemplateNewUI	5/31/2019 12:18 PM	ASP.NET User Con...	5 KB
 MobileDefaultVerticalTemplateContent	5/31/2019 12:18 PM	ASP.NET User Con...	15 KB
 NestedFrameTemplate	4/19/2019 2:47 PM	ASP.NET User Con...	2 KB
 NestedFrameTemplateNewUI	5/31/2019 12:18 PM	ASP.NET User Con...	5 KB
 QNE Business Solutions	9/10/2019 3:27 PM	Shortcut	2 KB
 QNEPopupDialogTemplate	4/19/2019 2:47 PM	ASP.NET User Con...	5 KB
 ReportViewerForm	5/31/2019 12:18 PM	ASP.NET Server Pa...	1 KB
 Setup_2019.1.0.4	9/10/2019 3:22 PM	Application	131,562 KB
 unins000	9/10/2019 3:27 PM	DAT File	91 KB
 unins000	9/10/2019 3:26 PM	Application	961 KB
 VerticalTemplateContentV151	4/19/2019 2:47 PM	ASP.NET User Con...	24 KB
 VerticalTemplateContentV161	5/31/2019 12:18 PM	ASP.NET User Con...	21 KB
 web	9/10/2019 12:55 PM	XML Configuratio...	20 KB

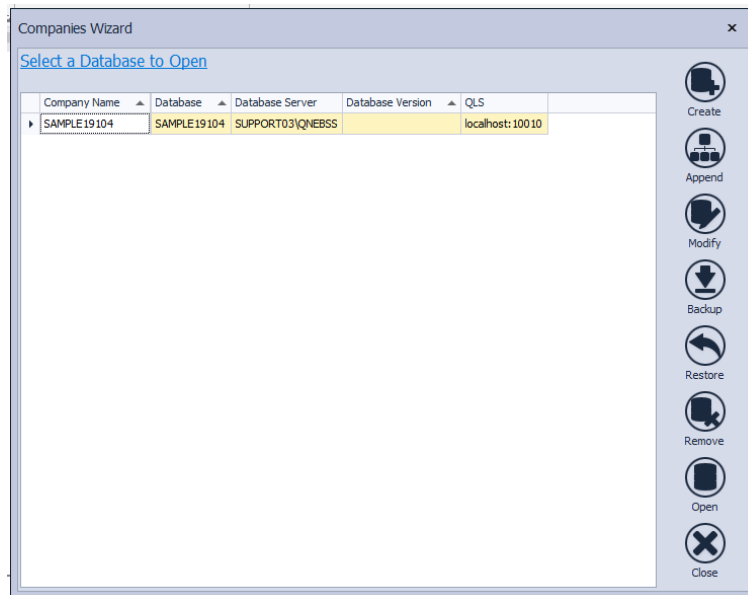
Locate WinApp.exe configuration file

Name	Date modified	Type	Size
System.IO.Compression.dll	11/3/2016 4:50 AM	Application exten...	110 KB
System.IO.Compression.ZipFile.dll	11/5/2016 4:56 AM	Application exten...	25 KB
System.IO.FileSystem.dll	11/5/2016 4:56 AM	Application exten...	23 KB
System.IO.FileSystem.Primitives.dll	11/5/2016 4:56 AM	Application exten...	23 KB
System.IO.Packaging.dll	7/19/2017 10:01 AM	Application exten...	49 KB
System.Linq.Dynamic.dll	10/15/2016 8:49 PM	Application exten...	49 KB
System.Net.Http.dll	11/5/2016 4:56 AM	Application exten...	259 KB
System.Net.Sockets.dll	11/5/2016 4:56 AM	Application exten...	46 KB
System.Runtime.InteropServices.Runtime...	11/5/2016 4:57 AM	Application exten...	33 KB
System.Security.Cryptography.Algorit...	11/5/2016 4:57 AM	Application exten...	39 KB
System.Security.Cryptography.Encodi...	11/5/2016 4:57 AM	Application exten...	23 KB
System.Security.Cryptography.Primiti...	11/5/2016 4:57 AM	Application exten...	23 KB
System.Security.Cryptography.X509Ce...	11/5/2016 4:57 AM	Application exten...	38 KB
System.ValueTuple.dll	5/15/2018 1:29 PM	Application exten...	78 KB
System.Xml.ReaderWriter.dll	11/5/2016 4:57 AM	Application exten...	23 KB
Updater	4/19/2019 2:47 PM	Application	685 KB
WinApp	9/10/2019 2:35 PM	Application	989 KB
WinApp.exe	9/13/2019 2:04 PM	XML Configuratio...	13 KB
WinApp.Profile	9/11/2019 3:24 PM	PROFILE File	69 KB
Xpand.ExpressApp.dll	9/10/2019 2:18 PM	Application exten...	137 KB
Xpand.ExpressApp.ModelDifference.dll	9/10/2019 2:15 PM	Application exten...	72 KB
Xpand.ExpressApp.ModelDifference....	9/10/2019 2:15 PM	Application exten...	8 KB
Xpand.ExpressApp.ModelDifference....	9/10/2019 2:15 PM	Application exten...	29 KB
Xpand.ExpressApp.Web.dll	9/10/2019 2:14 PM	Application exten...	244 KB
Xpand.ExpressApp.Win.dll	9/10/2019 2:14 PM	Application exten...	246 KB
Xpand.Persistent.Base.dll	9/10/2019 2:14 PM	Application exten...	542 KB
Xpand.Utils.dll	9/10/2019 2:14 PM	Application exten...	230 KB
Xpand.Xpo.dll	9/10/2019 2:14 PM	Application exten...	89 KB
zxing.dll	4/14/2018 6:39 PM	Application exten...	431 KB
zxing.presentation.dll	4/14/2018 6:39 PM	Application exten...	19 KB

Delete that file then open the system again. Companies Wizard will be blank so re-append the databases again.



Click **Save** after selecting the database file(s).



NOTE:



For further concerns regarding this matter, please contact support to assist you or create ticket thru this link <https://qnesupportph.freshdesk.com>