



HOW TO ENABLE LOWER CASE FOR ACCOUNT NAME UNDER CHART OF ACCOUNTS

Problem Scenario:

In Chart of Accounts, System only accepts upper case for Account Name/Description.

Chart Of Accounts

Enter text to search... Find Clear

Description	Account Code	MSIC Code	SA	Currency	Input Tax	Output Tax
CURRENT ASSETS	BICA					
CASH IN BANK	101-0000		BAC	PHP		
METROBANK	101-0010		BAC	PHP		
CREDIT CARD	101-0020		BAC	PHP		
BANCO DE ORO	101-0030		BAC	PHP		
CASH ON HAND	102-0000		CAC	PHP		
ACCOUNTS RECEIVABLE - TRADE	103-0000		DAC	PHP		
ACCOUNTS RECEIVABLE - OTHERS	104-0000		DAC	PHP		
ADVANCES TO EMPLOYEE	105-0000			PHP		
STOCK INVENTORY	106-0000		SAC	PHP		
INPUT VAT	107-0000			PHP		
CREDITABLE WTAX	108-0000			PHP		
DEFERRED INPUT VAT	109-0000			PHP		
PROPERTY, PLANT AND EQUIPMENT	BFA					
INTANGIBLE ASSETS	BIA					
NON-CURRENT ASSETS	BLA					
CURRENT LIABILITIES	BCL					
NON-CURRENT LIABILITIES	BLL					
OTHER LIABILITIES	BOL					
EQUITY	BEQ					
SALES	BNC					
SALES ADJUSTMENT	BNA					
COST OF SALES	COG					
OPERATING EXPENSE	EXP					
OPERATING INCOME	OTI					
OTHER COMPREHENSIVE INCOME	OICI					
TAXATION	TAX					
APPROPRIATION ACCOUNT	APP					

Account Entry

Account Info Attachments Notes Settings

Common Tasks >>

Account Type: CURRENT ASSETS

Sub GL Account of: 101-0000(CASH IN BANK) Active

GL Account Code: 101-0010

Description: **METROBANK**

Currency: PHP Revaluation Required

DRCR: Debit Credit

Special Account Type: Bank Account Credit Card

Bank Account #

VAT

Input Tax Code: N/A

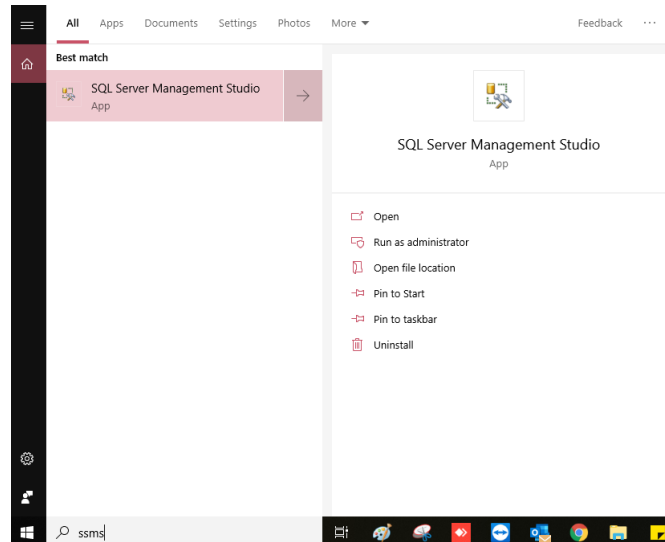
Output Tax Code: N/A

Common Tasks

Resolution(s):

We can allow lowercase by executing a **script** in SQL Server Management Studio.

1. In Windows search, find SQL Server Management Studio by typing “ssms” without the quotation marks and Open it.

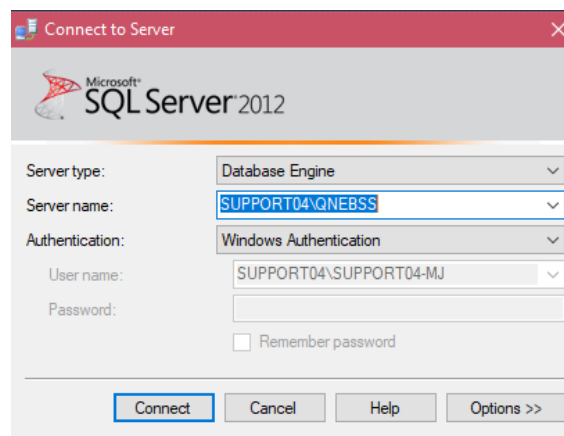


2. Connect to server:

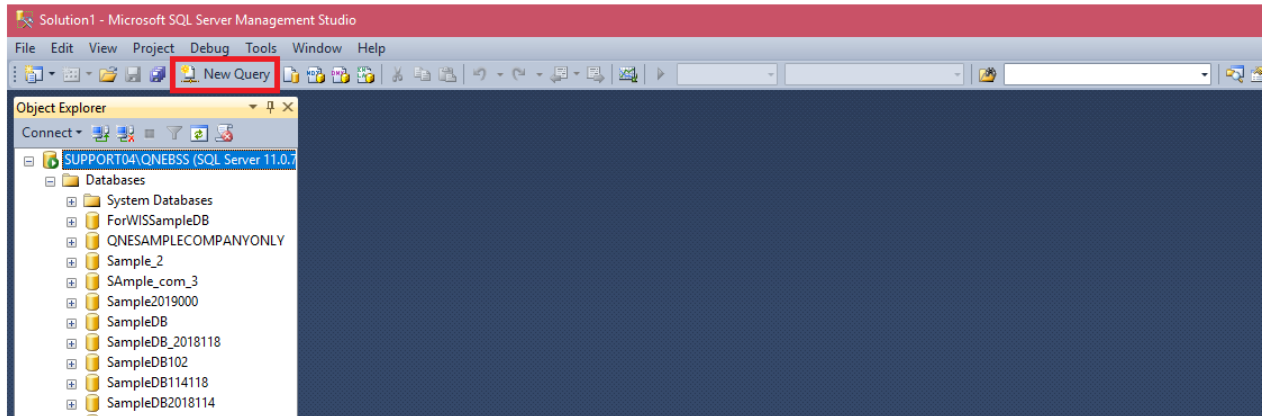
Server type: Database Engine

Server name: Computername\QNEBSS

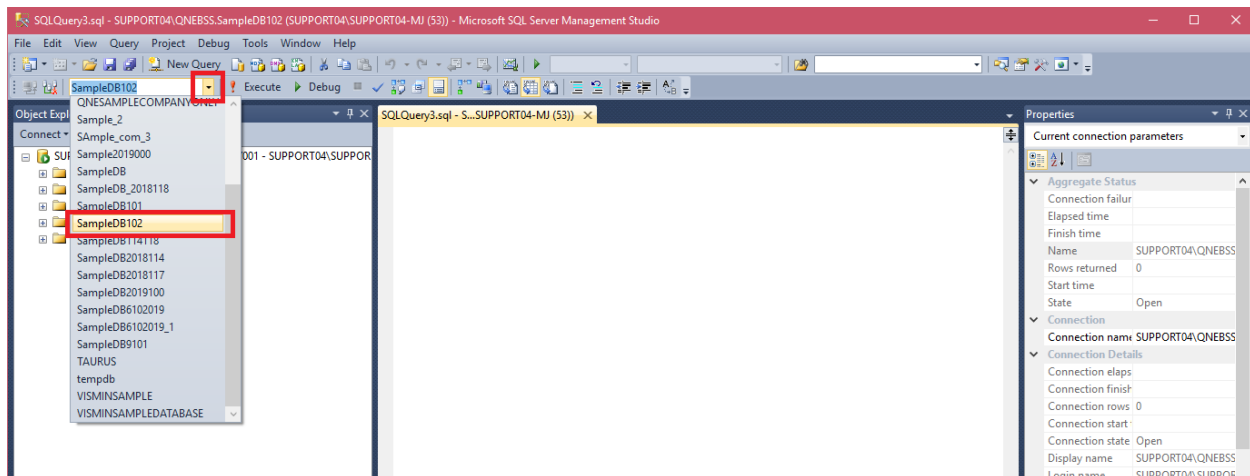
Authentication: Windows Authentication



3. Create new query in SQL Server Management Studio

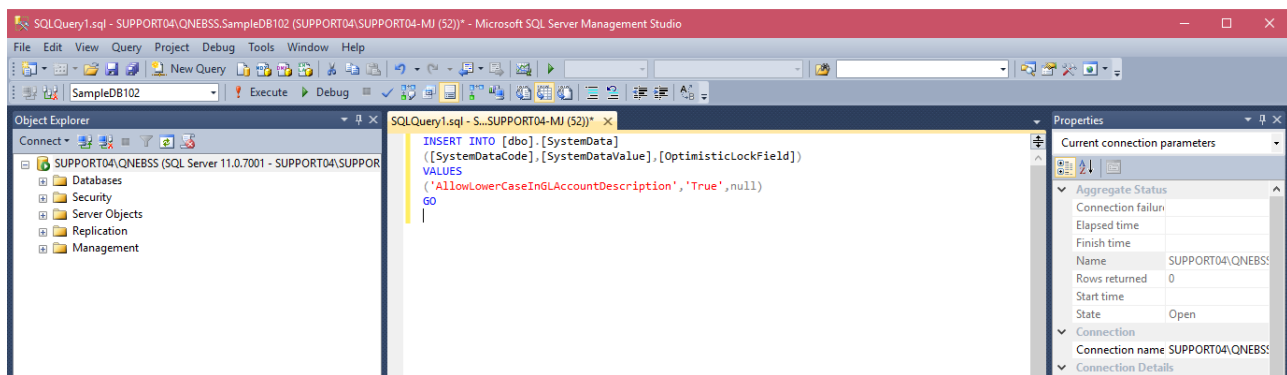


4. Click the 'Available Databases' dropdown arrow and select the database where you want to allow lowercase for the Account Name/Description.

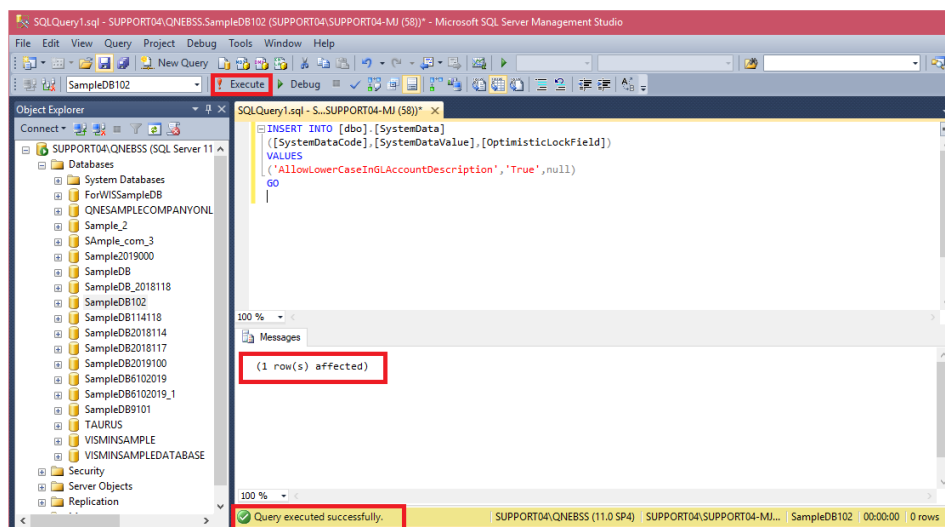


5. Copy and Paste script below:

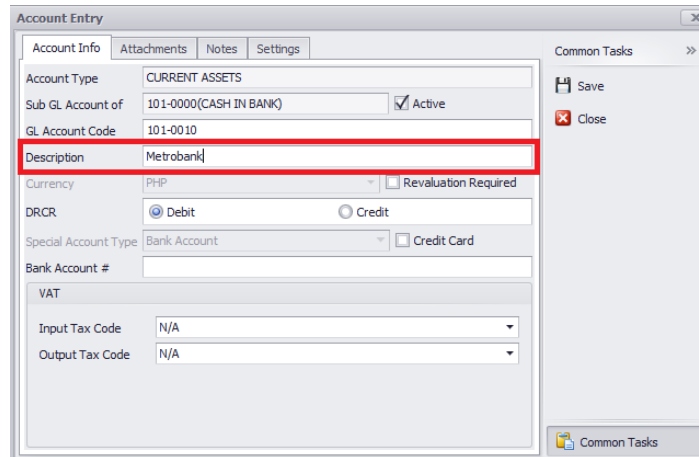
```
INSERT INTO [dbo].[SystemData]
([SystemDataCode],[SystemDataValue],[OptimisticLockField])
VALUES
('AllowLowerCaseInGLAccountDescription','True',null)
GO
```



6. Then **Execute** [F5] the script and Message should be “Query executed successfully”.



The system should now accept both uppercase and lowercase for the **Account Name/Description**.



Account Entry	
Account Type	CURRENT ASSETS
Sub GL Account of	101-0000(CASH IN BANK) <input checked="" type="checkbox"/> Active
GL Account Code	101-0010
Description	Metrobank
Currency	PHP <input type="checkbox"/> Revaluation Required
DRCR	<input checked="" type="radio"/> Debit <input type="radio"/> Credit
Special Account Type	Bank Account <input type="checkbox"/> Credit Card
Bank Account #	
VAT	
Input Tax Code	N/A
Output Tax Code	N/A

NOTE:



For further concerns regarding this matter, please contact support to assist you or create ticket thru this link <https://qnesupportph.freshdesk.com>