



## HOW TO DEACTIVATE PRODUCT KEY

In the Installation Process of QNE Optimum, one of the requirements is the QLS (QNE Licensing System) QLS manages all Licenses in one server and allow to check and monitor the current connected users for each Database. Thus, any issues for no. of Users should be performed under QLS. One of it, is the Deactivation of Product Key

### Problem:

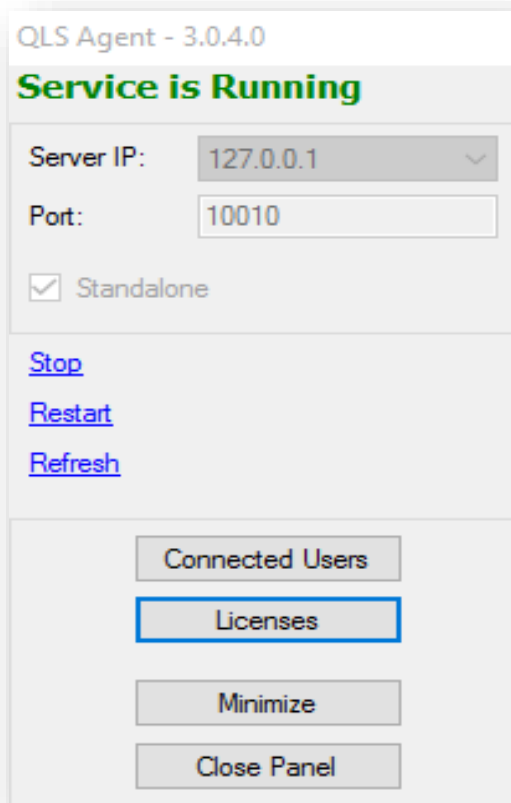
There are cases that we have new Server and we want to use it as a replacement to our Old Server but the Product Key cannot be apply to the new server since it was applied to the old one.

### Resolution:

The Product Key from the old server should be deactivated for it to be transferred to the new server.

### Procedure:

To Deactivate the product key. First, open the QLS



Click the 'Licenses' button to proceed in the Manage Licenses Form

In the Manage Licenses, you will see all the existing Product key.

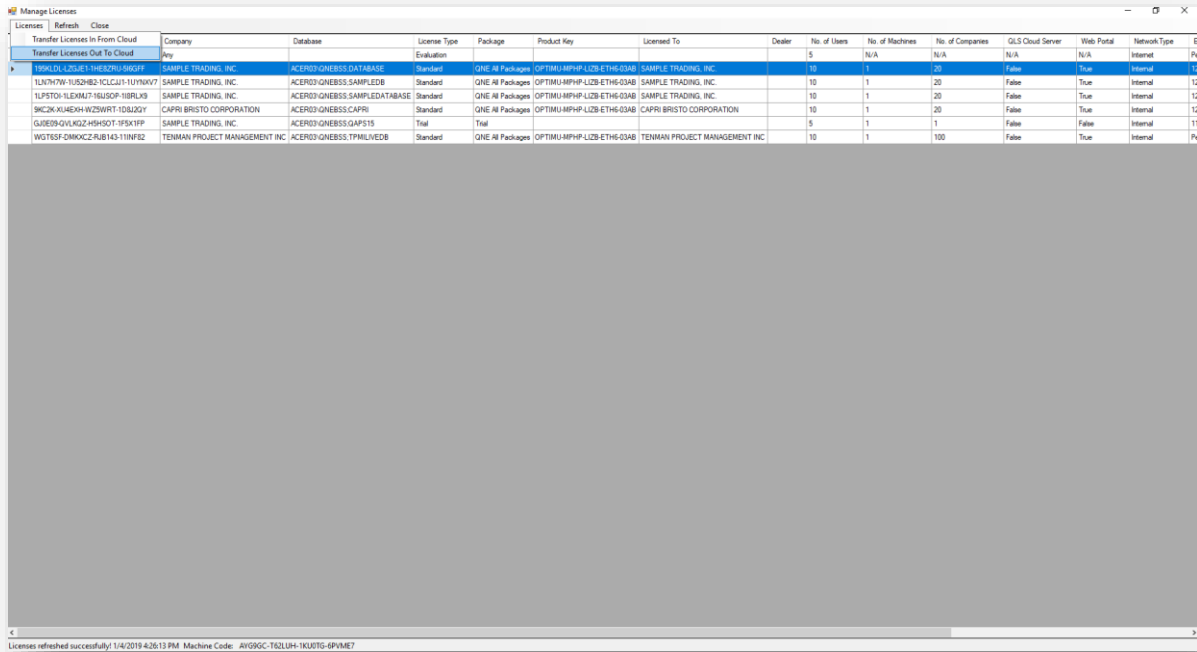
Now at the left side of the Service Code, select the row of the Product key you want to deactivate by clicking the first (blank) column.

Manage Licenses

Service Code	Company	Database	License Type	Package	Product Key	Licensed To	Dealer	No. of Users	No. of Machines	No. of Companies	QLS Cloud Server	Web Portal	Network Type
10KLDL-L23UE1-1HEBZUJ-9G0FF	SAMPLE TRADING, INC.	ACER03-QNEBSS.DATABASE	Standard	QNE All Packages	OPT8UJ-MPHPL-LZB-ETH6-0348	SAMPLE TRADING, INC.		10	1	20	False	True	Internet
1LN7H7W-1S2Z4B2-KLCC11-1UYXV97	SAMPLE TRADING, INC.	ACER03-QNEBSS.SAMPLEDB	Standard	QNE All Packages	OPT8UJ-MPHPL-LZB-ETH6-0348	SAMPLE TRADING, INC.		10	1	20	False	True	Internal
1L1PST0-1LEDM17-1S2G0P-118RLX9	SAMPLE TRADING, INC.	ACER03-QNEBSS.SAMPLEDATABASE	Standard	QNE All Packages	OPT8UJ-MPHPL-LZB-ETH6-0348	SAMPLE TRADING, INC.		10	1	20	False	True	Internal
9K2K-KH89H-WZ9RT-10JLZ1	CAFRI BRISTO CORPORATION	ACER03-QNEBSS.CAFRI	Standard	QNE All Packages	OPT8UJ-MPHPL-LZB-ETH6-0348	CAFRI BRISTO CORPORATION		5	1	1	False	False	Internal
GL829G-2L4ZL-4H8D0T-1F5X11F	SAMPLE TRADING, INC.	ACER03-QNEBSS.QAPF15	Total	Total				5	1	1	False	False	Internal
WG7ESF-0MK0CZ-R4B143-11NFB2	TENMAN PROJECT MANAGEMENT INC	ACER03-QNEBSS.TPMILVEDB	Standard	QNE All Packages	OPT8UJ-MPHPL-LZB-ETH6-0348	TENMAN PROJECT MANAGEMENT INC		10	1	100	False	True	Internal

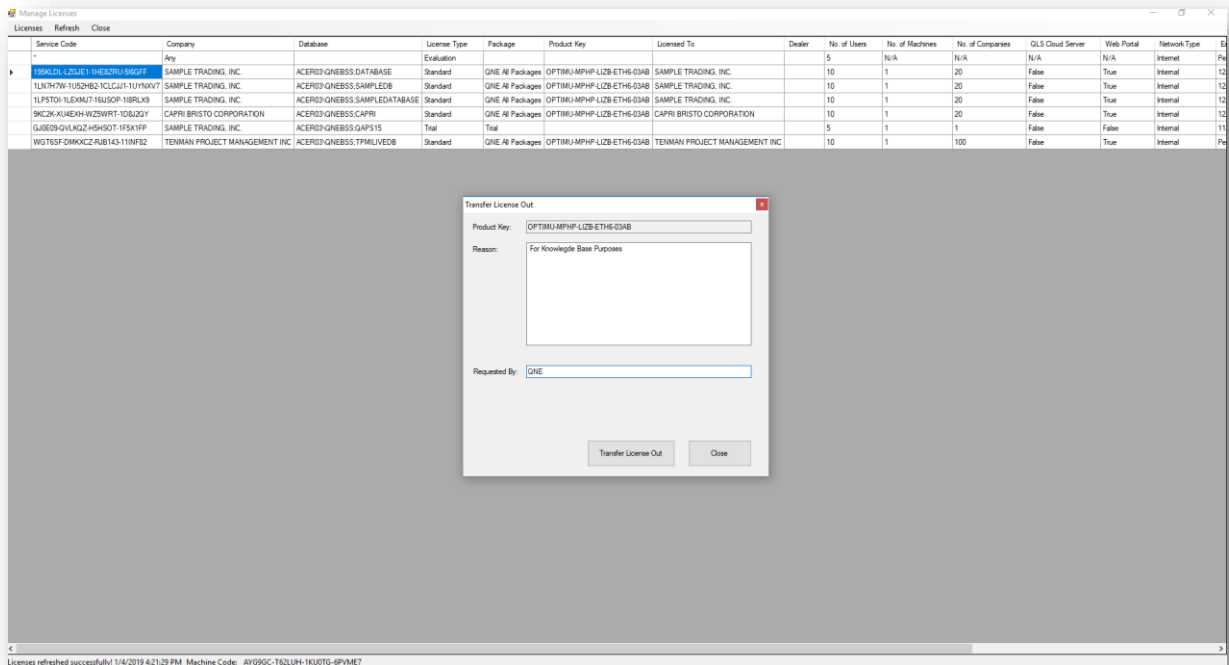
Licenses refreshed successfully! 1/4/2019 4:26:13 PM Machine Code: AY6RGC-TS2LH4-1KU0TG-6PVM7

The entire row will be highlighted, click the Licenses at the Menu Bar (located in the upper left corner) and select 'Transfer Licenses Out to Cloud'



License Code	Company	Database	License Type	Package	Product Key	Licensed To	Dealer	No. of Users	No. of Machines	No. of Companies	QLS Cloud Server	Web Portal	Network Type
19M9DL-L25U1-1HE3ZT11-0MG5FF	SAMPLE TRADING, INC.	ACER03-QNEBSS.DATABASE	Evaluation	QNE AI Packages	OPTIMU-MPHP-LIZB-ETH6-03AB	SAMPLE TRADING, INC.		5	N/A	N/A	N/A	N/A	Internet
1LN7H7W-1U52HB2-YCLCA1-1U10K1V7	SAMPLE TRADING, INC.	ACER03-QNEBSS.SAMPLEDB	Standard	QNE AI Packages	OPTIMU-MPHP-LIZB-ETH6-03AB	SAMPLE TRADING, INC.		10	1	20	False	True	Internal
1LPST01-1LEXMJ7-16J50P-18BRLK9	SAMPLE TRADING, INC.	ACER03-QNEBSS.SAMPLEDATABASE	Standard	QNE AI Packages	OPTIMU-MPHP-LIZB-ETH6-03AB	SAMPLE TRADING, INC.		10	1	20	False	True	Internal
9K2K-XU4EHX-WZSWRT-1D3LJ2V1	CAPRI BRISTO CORPORATION	ACER03-QNEBSS.CAPRI	Standard	QNE AI Packages	OPTIMU-MPHP-LIZB-ETH6-03AB	CAPRI BRISTO CORPORATION		10	1	20	False	True	Internal
GL0E09-QVUKQ2-HH4S0T-1F5X1FP	SAMPLE TRADING, INC.	ACER03-QNEBSS.GAP515	Trial	Trial				5	1	1	False	False	Internal
WG1TSF-DM0K2C-RUB143-11NF82	TENMAN PROJECT MANAGEMENT INC	ACER03-QNEBSS.TPMALVEDEB	Standard	QNE AI Packages	OPTIMU-MPHP-LIZB-ETH6-03AB	TENMAN PROJECT MANAGEMENT INC		10	1	100	False	True	Internal

Transfer License Out Form will appear. Fill in the Reason and Requested By fields then click 'Transfer License Out' button.



**Transfer License Out**

Product Key: OPTIMU-MPHP-LIZB-ETH6-03AB

Reason: For Knowledge Base Purposes

Requested By: QNE

An information message will prompt in your screen for your successful deactivation.

