



HOW TO CONTROL STOCKS TO BLOCK TRANSACTIONS WHEN A STOCK WILL HAVE A NEGATIVE BALANCE

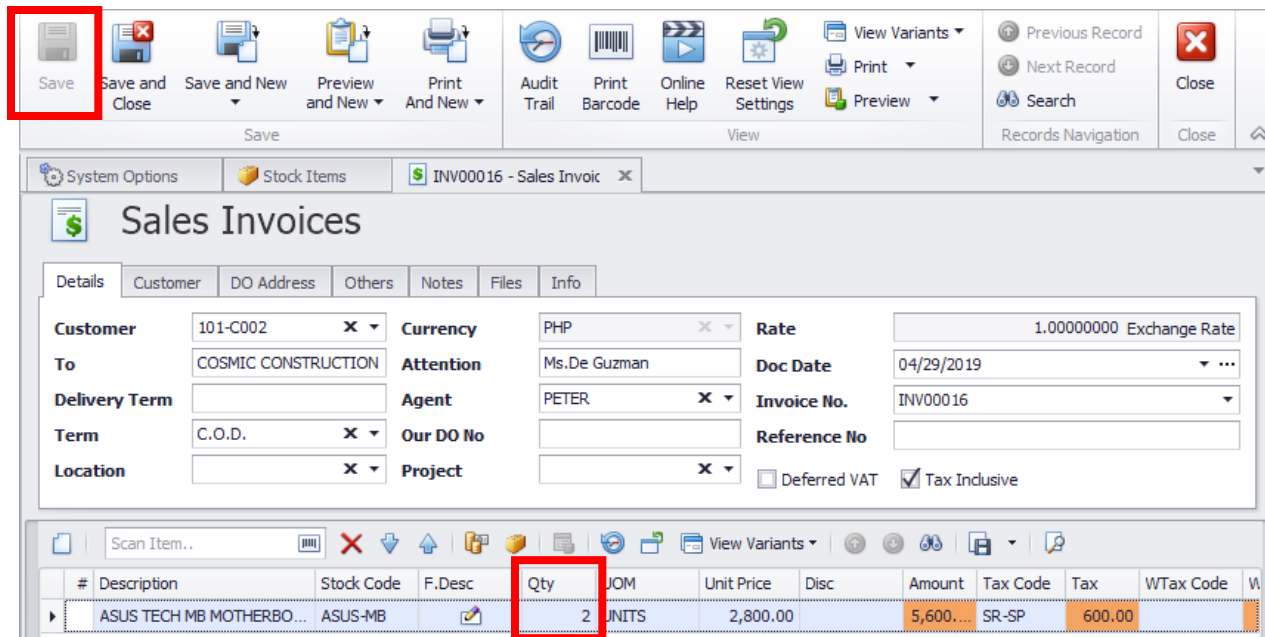
Problem Scenario:

User would like to manage Stock transactions where Stocks that will have negative balance should not be allowed.

In Stock Item Maintenance list, notice that Stock ASUS-MB have a balance of 1.

Stock #	Stock Name	Category	Class	Balance
AMD-XP/1800	AMD XP 1800	CPU	B	-771
ASUS-EX	ASUS TECH EX MOTHERBOARD	MB	B	203
ASUS-MB	ASUS TECH MB MOTHERBOARD	MB	B	1

Upon using the stock item in Sales Invoice, user can Save the transaction.



The screenshot shows the 'Sales Invoices' form with the 'Save' button highlighted in a red box. The form includes fields for Customer (101-C002), Currency (PHP), Rate (1.00000000), To (COSMIC CONSTRUCTION), Attention (Ms.De Guzman), Doc Date (04/29/2019), Delivery Term, Agent (PETER), Invoice No. (INV00016), Term (C.O.D.), Our DO No., Reference No., Location, and Project. The 'Tax Inclusive' checkbox is checked. Below the form, a table shows the invoice items:

#	Description	Stock Code	F.Desc	Qty	UOM	Unit Price	Disc	Amount	Tax Code	Tax	WTax Code	W
1	ASUS TECH MB MOTHERBO...	ASUS-MB		2	UNITS	2,800.00		5,600.00	SR-SP	600.00		

In Stock Items list, you will now see that the balance of Stock ASUS-MB is -1.

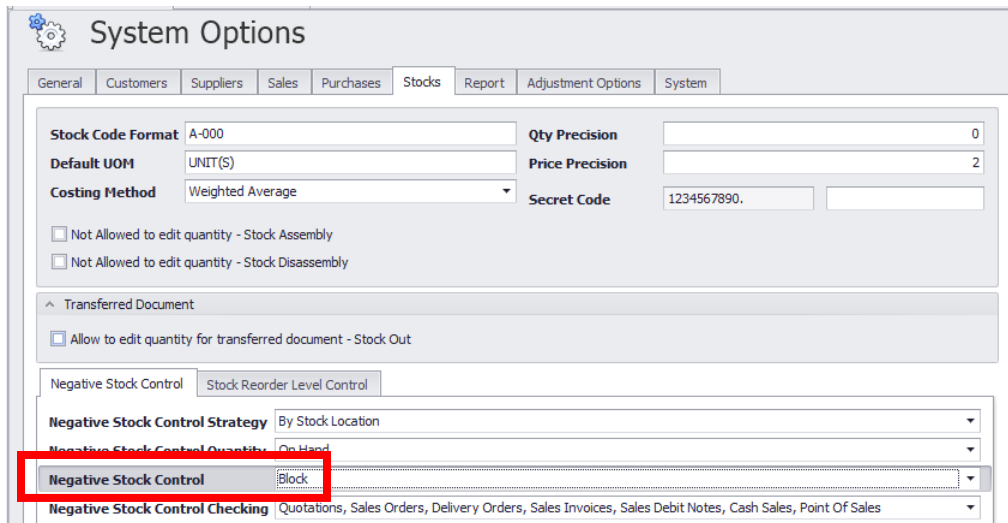
Stock #	Stock Name	Category	Class	Balance
AMD-XP/1800	AMD XP 1800	CPU	B	-771
ASUS-EX	ASUS TECH EX MOTHERBOARD	MB	B	203
ASUS-MB	ASUS TECH MB MOTHERBOARD	MB	B	-1

Resolution:

Go to System Options > Stocks Tab > Negative Stock Control field

System Options								
General	Customers	Suppliers	Sales	Purchases	Stocks	Report	Adjustment Options	System
Stock Code Format	A-000	Qty Precision		0				
Default UOM	UNIT(S)	Price Precision		2				
Costing Method	Weighted Average	Secret Code	1234567890.					
<input type="checkbox"/> Not Allowed to edit quantity - Stock Assembly <input type="checkbox"/> Not Allowed to edit quantity - Stock Disassembly								
<input type="checkbox"/> Allow to edit quantity for transferred document - Stock Out								
Negative Stock Control		Stock Reorder Level Control						
Negative Stock Control Strategy	By Stock Location							
Negative Stock Control Quantity	On Hand							
Negative Stock Control	Allow							
Negative Stock Control Checking	Quotations, Sales Orders, Delivery Orders, Sales Invoices, Sales Debit Notes, Cash Sales, Point Of Sales							

Set the option to "Block"



System Options

General Customers Suppliers Sales Purchases **Stacks** Report Adjustment Options System

Stock Code Format: A-000 Qty Precision: 0
 Default UOM: UNIT(S) Price Precision: 2
 Costing Method: Weighted Average Secret Code: 1234567890.

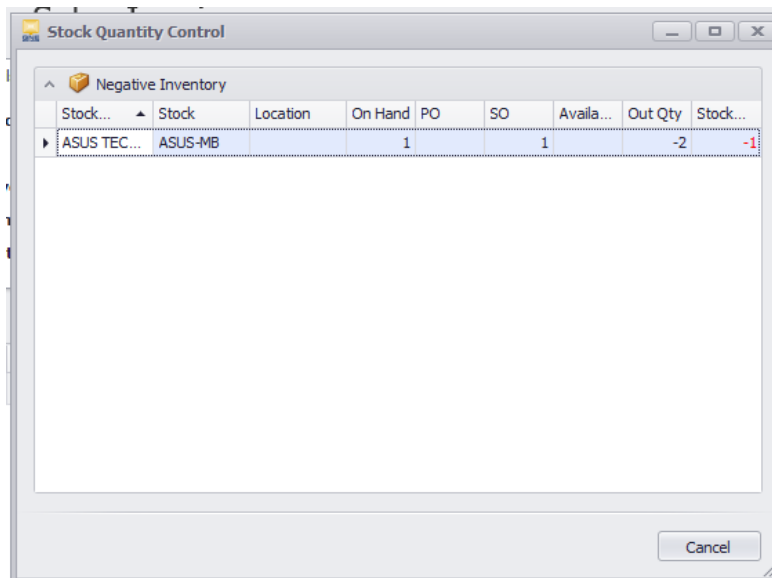
Not Allowed to edit quantity - Stock Assembly
 Not Allowed to edit quantity - Stock Disassembly

Transferred Document
 Allow to edit quantity for transferred document - Stock Out

Negative Stock Control Stock Reorder Level Control

Negative Stock Control Strategy: By Stock Location
 Negative Stock Control Quantity: On Hand
Negative Stock Control: Block
 Negative Stock Control Checking: Quotations, Sales Orders, Delivery Orders, Sales Invoices, Sales Debit Notes, Cash Sales, Point Of Sales

After configuration, when user will use a stock and it will have a negative balance, popup window will prompt and user cannot save the transaction



Stock Quantity Control

Negative Inventory

Stock...	Stock	Location	On Hand	PO	SO	Availa...	Out Qty	Stock...
ASUS TEC...	ASUS-MB		1		1		-2	-1

Cancel

NOTE:



For further concerns regarding this matter, please contact support to assist you or create ticket thru this link <https://qnesupportph.freshdesk.com>