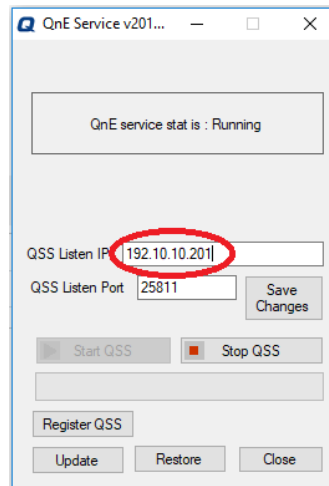




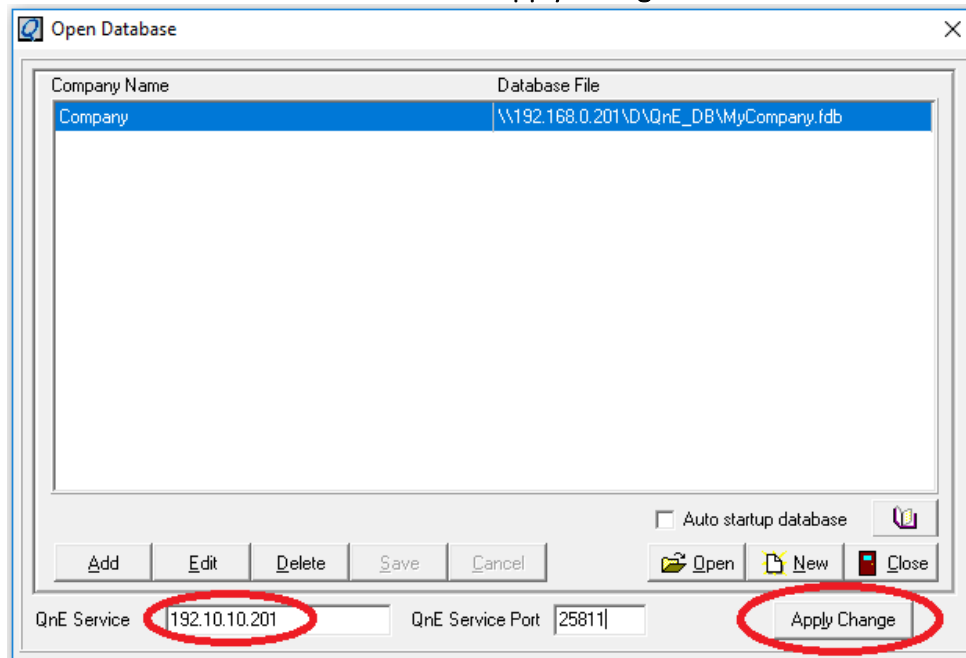
Need to Configure If Changing the IP Address

There are cases that we need to change the segment of our network IP Address. If the system is already running and the network or the server's IP Address is **192.168.0.201** and you need to change it to new IP Address: **192.10.10.201**. Please consider the following:

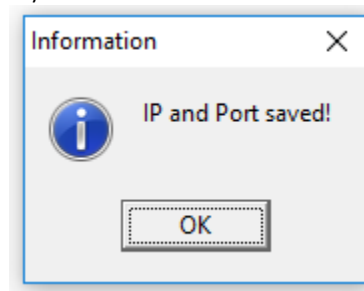
1. Change the assigned QSS Listen IP to **192.10.10.201**



2. From the **Open Database** screen/window, change the **QNE Service** new IP Address: **192.10.10.201** then click on the **Apply Change** button to take effect.



...if correct, the system will prompt you this:



3. Modify the database path from `\\192.168.0.201\D\QnE_DB\MyCompany.fdb` to `\\192.10.10.201\D\QnE_DB\MyCompany.fdb`. From the **Open Database** screen/window, click on the **Edit** button to allow you to provide the correct path then **Save**.

