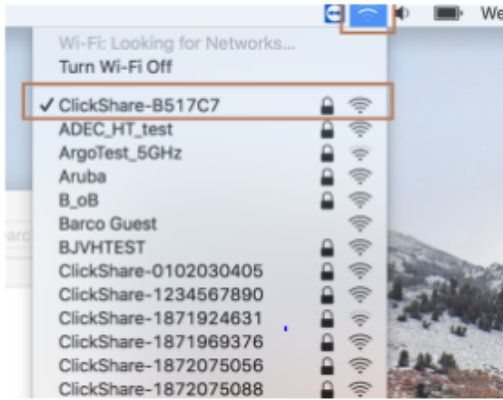


A decorative graphic on the left side of the page, consisting of a dark grey background with a light blue circuit board pattern. The pattern features vertical lines that branch out horizontally and diagonally, ending in small circles, resembling a stylized tree or a network diagram.

HOW TO USE AIRPLAY ON CLICKSHARE FROM MACOS USING AIRPLAY (NO BUTTON)

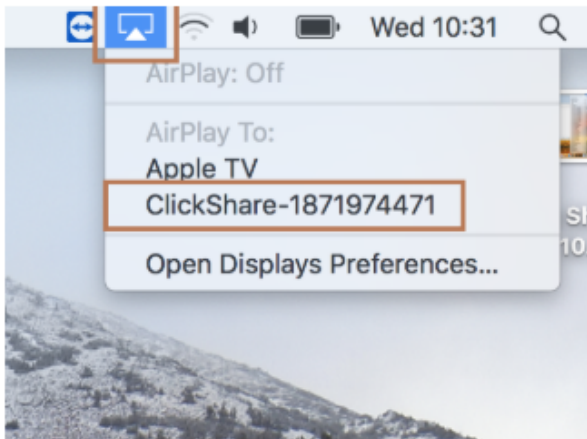
Procedure

1. Connect to the Base Unit's Wi-Fi (ClickShare-xxx)



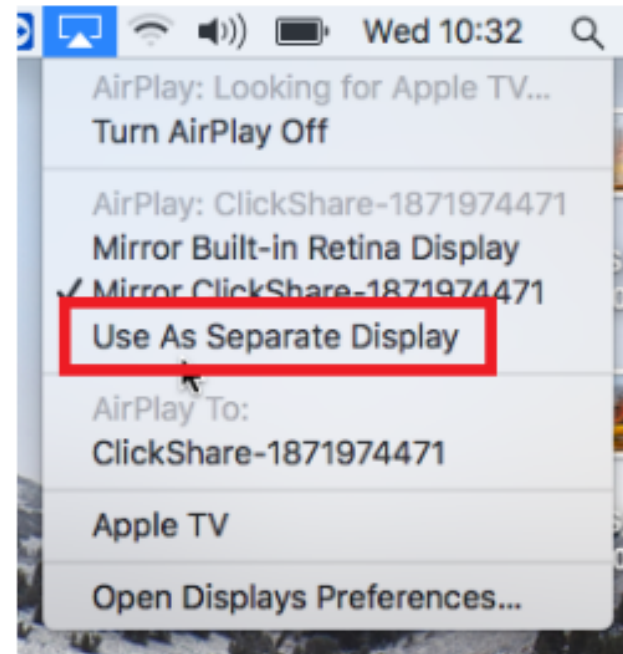
- a. Click the Wifi icon in the menu bar
- b. Choose "ClickShare-xxx"
- c. Enter the password (default is **clickshare**)

2. Set AirPlay to ClickShare



- a. Click the Airplay icon in the menu bar,
- b. Select ClickShare-xxx.
Screen mirroring will start.

3. If you want to use extended desktop, select **Use As Separate Display**



Supported Devices

**Base
Unit**

**Airplay
support**

**Maximum number of
AirPlay devices**

**Video
streaming
support**

CSM-1

supported up to
iOS 10.2
supported up
to macOS
10.11 (El
Capitan)

1

No