



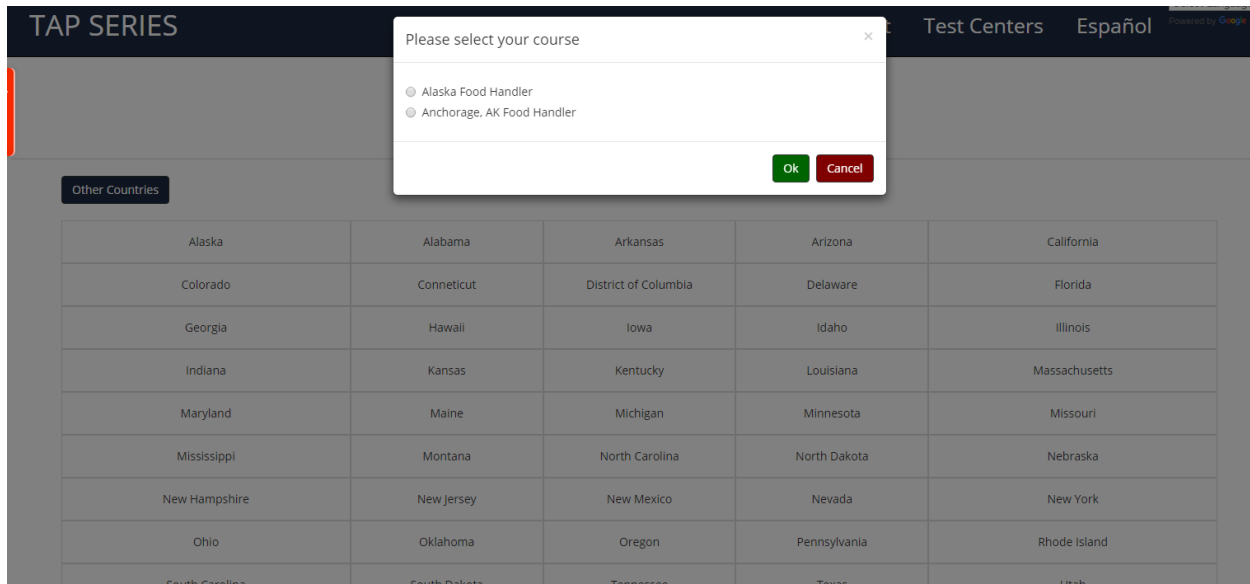
Anchorage, AK Replacement Card

1. Open up an Internet Browser (Google Chrome, Mozilla Firefox, Microsoft Edge or Safari)
2. Go to the page www.tapseries.com.
3. Go to "Print Certificate." Then select which course you purchased.

Print Certificate




4. Select Alaska, then choose "Anchorage, AK Food Handler" and press Ok.



5. Then enter your last name and date of birth into the fields shown. Then click submit.

Anchorage Reprint Certificate

Price:\$5.00



Please fill up the form below and click Add To Cart to buy a replacement card. The Municipality of Anchorage charges a \$5 fee for a replacement card.

Last Name:

Birthdate:

January 1 2017

[Add To Cart](#)

6. On the next page, enter your billing information. If you completed the online training over 30 days ago and lost your Anchorage Food Worker Card, you can order a replacement by paying the \$5 fee as required by the Municipality of Anchorage.

Billing Information

[Clear Form](#)

First Name on credit/debit card:

Last Name on credit/debit card:

Last 4 digits of credit/debit card:

Credit/debit card Address line 1:



Credit/debit card Address line 2 (optional):

City:

State:

Zip Code:

7. Then, review and complete the payment information. Then click “Pay Now”

| | |
|--|--|
| Order Information | * Required Fields |
| Description: Print Anchorage, AK Food Handler Certificate | |
| Invoice Number: 17 | |
| Total: \$5.00 (USD) | |
| Payment Information | |
|  | |
| Card Number: | <input type="text"/> * (enter number without spaces or dashes) |
| Expiration Date: | <input type="text"/> * (mmyy) |
| Card Code: | <input type="text"/> What's this? |
| Billing Information | |
| Customer ID: | <input type="text"/> |
| First Name: | <input type="text"/> * |
| Last Name: | <input type="text"/> * |
| Company: | <input type="text"/> |
| Address: | <input type="text"/> * |
| City: | <input type="text"/> * |
| State/Province: | <input type="text"/> Zip/Postal Code: <input type="text"/> * |
| Country: | <input type="text"/> |
| Email: | <input type="text"/> |
| Phone: | <input type="text"/> |
|  <input type="button" value="Pay Now"/> | |

8. Then click “Print Certificate”. A payment receipt will be sent to you by email. you can also print the certificate from that receipt.

Congratulations

Click the button below to print your certificate

