

## Getting Started in Google Classroom



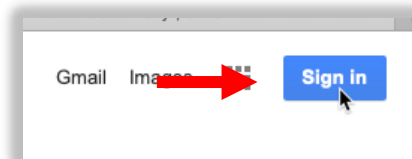
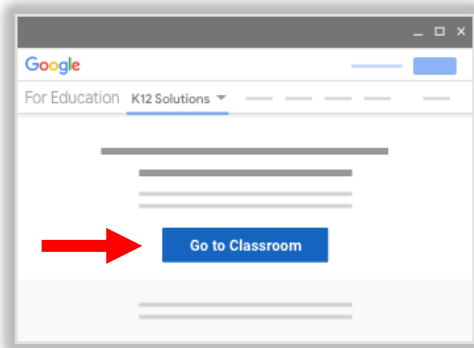
Click the image above to go to the Google Classroom Home Page

### Sign into Google Classroom

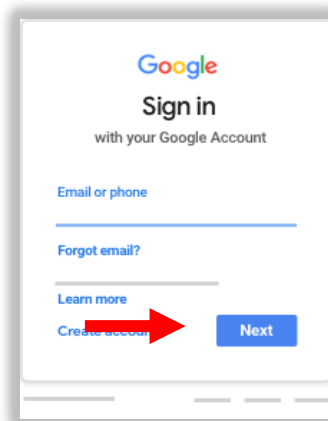
1. Go to [classroom.google.com](https://classroom.google.com) or click the Google Classroom logo above and follow the link to get started.

**Note:** Directions are for Google Chrome as your browser. If you are using a different browser than Chrome, we recommend switching to Chrome for Google Classroom

2. Click **Go to Classroom** (or **Sign In** in the top right corner). If you do not know your account information, please check with your teacher.

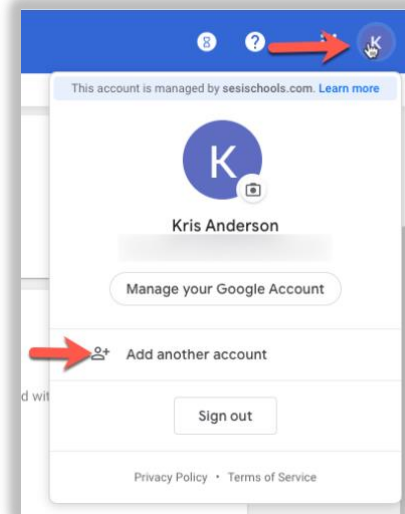
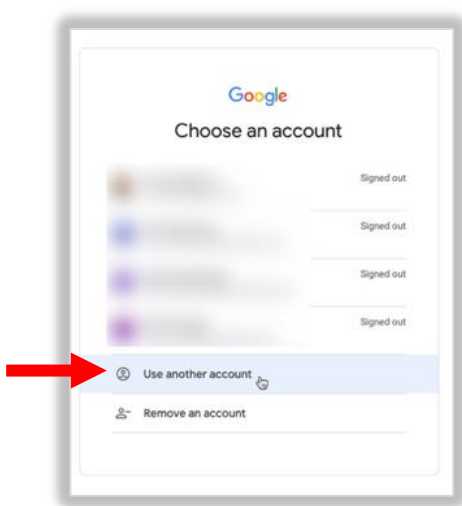


3. Enter your username and click Next.

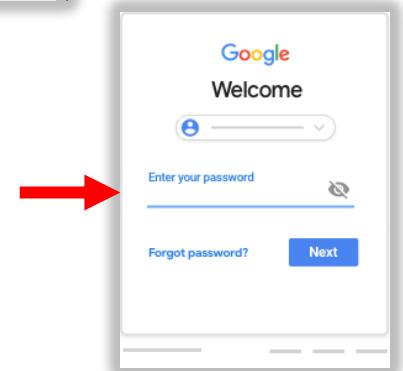


**Note:** To access Catapult Learning's Google Classroom, students must log in with their Catapult Learning account sent by their teacher. Accounts will be in the form of *firstinitial.lastname@catapultstudents.com*, for example, [k.anderson@catapultstudents.com](mailto:k.anderson@catapultstudents.com).

If you are signed into Google or Google Classroom under a different account, you can add a new account at login. If you are auto-logged in, you can add an account from your initials or picture at the top right.




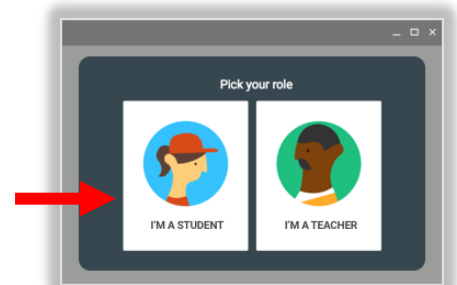
4. Enter your password and click Next.



5. If this is your first-time logging in, you will see a welcome message. Read it and click **Accept**.

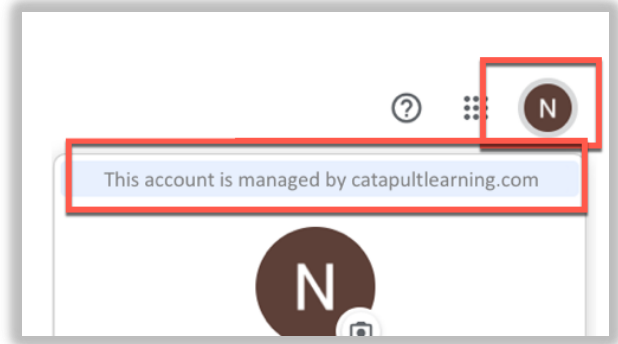
6. If you're using a G Suite for Education account, click I'm A Student.

7. Click **Get Started**.



## Confirm your Google Classroom

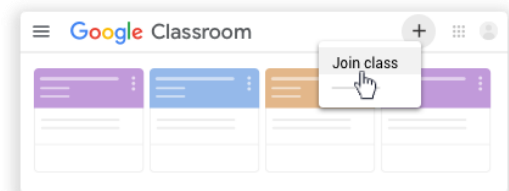
Be sure to double-check you are now in Catapult Learnings Google Classroom. Go to your initial at the top right and you should see **This account is managed by catapultlearning.com**. If you do not see this, be sure to log in under a different account and use your Catapult Learning account.



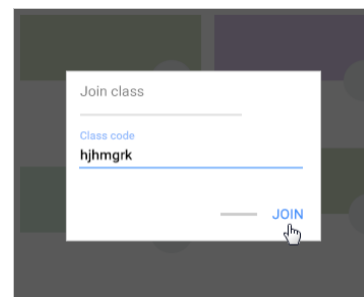
## Joining a Class

By default, students should be **auto-assigned** to their classes. If for any reason you are not added to the class, you can join a class with the Class Code provided by your teachers or by teacher invitation.

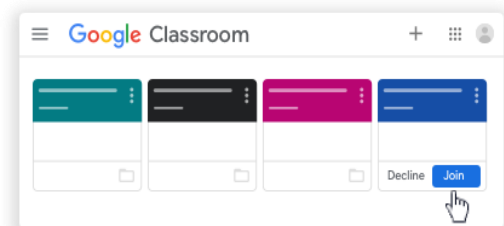
1. At the top, click **Add +** and then **Join class**.



2. Enter the class code your teacher gave you and click **Join**.



3. If the teacher invites you directly, you can join the class by going to the Class Card on Google Classroom and click **Join**.



For more information on multiple Google accounts:

<https://support.google.com/accounts/answer/1721977?co=GENIE.Platform%3DDesktop&hl=en>

For more information on joining a Google Class:

<https://support.google.com/edu/classroom/answer/6020297?co=GENIE.Platform%3DDesktop&hl=en>