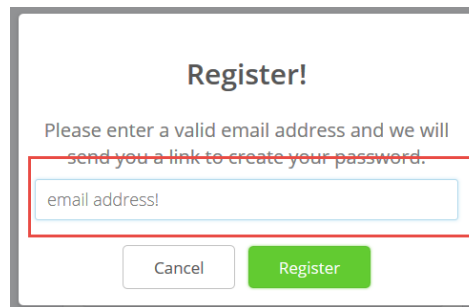
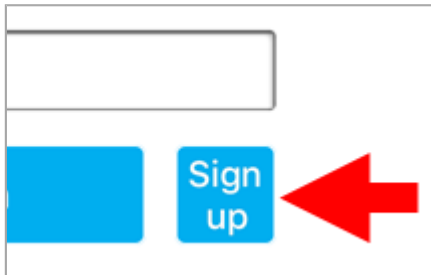


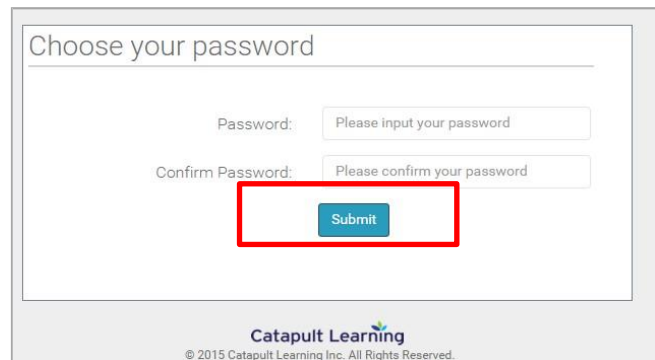
OWL Account Registration

You can register your OWL account by visiting the OWL website (<https://owlforlearning.com>) using a web browser on your desktop or laptop computer.

From the Web login screen, click on **“Sign Up”** and enter your work email address.



Check your email inbox for a message from OWL. Follow the web link to create a password and complete your OWL registration. After successfully creating the password, you are ready to login!



If you get a message the email address is not valid, please contact OWL support at owlsupport@catapultlearning.com, or at help.owlforlearning.com.

