

© Faber-Castell USA, Inc. Cleveland, Ohio 44125 www.fabercastell.com
Designed in USA - Made in China
Bright Bead Bracelets #1668000
Conforms to ASTM D-4236 Non-toxic Safe for Children

Our Quality Promise
Since 1976 Creativity for Kids has been creating safe, innovative products that meet or exceed U.S. safety standards as determined by independent laboratory testing.

Our mission is to provide children with experiences that stimulate and encourage their natural creativity. Our open-ended products offer fun-filled opportunities for children to create, pretend, explore and learn.

www.CreativityforKids.com

*Tell us what you think!
Visit our website and rate this product*

Ages
7 to 97

Bright Bead Bracelets


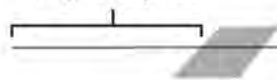
Makes 3
stretchy bracelets



Lets Get Started

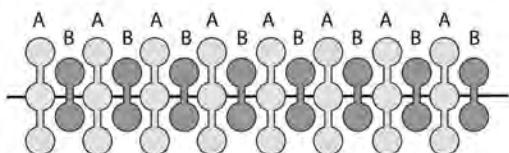

In addition to the materials provided, you will need scissors. Your kit comes with 4 bright colors of flower beads. You can arrange these colors in different ways to make unique bracelets.

Tape your elastic to your work surface, leaving a 1" (2.5 cm) tail.

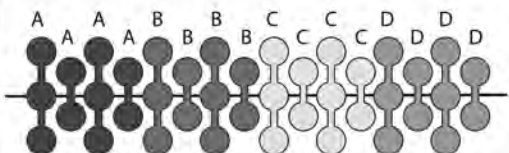



Use your blue bead threader to string beads onto your elastic.

STRIPES

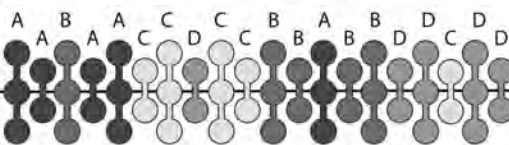



COLOR BLOCK

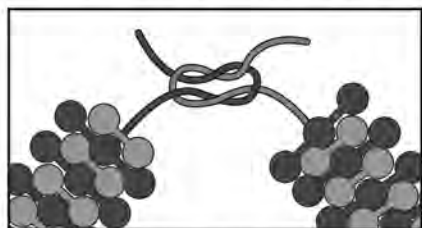


Note- For larger color blocks, add more beads of the same color to each segment.

FLOWERS



Thread approximately 6" (15.25 cm) of beads. While holding both ends of your elastic, carefully remove the tape. You may need an adult or friend to help you.



1. Loosely tie the ends together. Double knot to secure.



2. Dot the knot with glue. Allow to dry completely. Trim extra elastic.