


PLANT PEACE

and watch it grow!

Your kit includes quick growing chia seeds. Once these are planted, they will sprout in just a few days.

Before you begin, cover your work surface and have some paper towels handy for quick clean up.




color

Using the markers included, color in the pre-printed design. You can color-in a little or a lot. It's all up to you! For ideas or inspiration, look at the samples included on the box.

Insert the long and short colored cardstock strips under the plastic tray as shown. Then place the clear peace planting tray over the colored in tray.

You can add the foam dots on the bottom of your color-in tray. This will keep your tray from sliding.



Important - avoid getting your designs wet or the marker may run.

You will need 1 cup of cool water.

Open the bag of potting mix. Pour the water into the bag, a little at a time until the soil is completely damp. It should clump together like clay.

Using your scoop, evenly distribute the potting mix into the peace sign tray. Avoid the spaces between the peace sign. Lightly pat the potting mix to smooth it out.




plant



Open up your chia seeds and evenly distribute them on top of the soil. You can add them all or save some for re-planting later.

Fill your spray bottle and then mist the seeds heavily. The soil and seeds need to be very damp in order to grow. If you need more water, remove the lid of your spray bottle and pour it directly onto the soil, adding more water as needed.





For best results, place your garden in a warm sunny place and keep it **well watered**. In a few days your chia seeds will sprout and grow, filling in the peace sign. **Be sure to water frequently and keep the soil moist – especially if it is growing in a sunny window.**

Remember, If your seeds are not growing, they need more water or more light.

Over time, you may see a fuzzy growth on the soil or plants. This harmless growth called mold is nature's way of breaking down the old plants to make new soil.

TRY THIS!

If you want to re-plant your peace sign, visit your local garden center for more seeds, plants and ideas. Look for air plants, succulents and other plants suitable for small container gardening.



#6105000 Plant Peace
 © Faber-Castell USA,
 Inc. Cleveland, Ohio 44125
 www.fabercastell.com
 Designed and Assembled in USA

Chia Seeds from USA
 All other components made in China
 Conforms to ASTM D-4236
 Non-toxic Safe for children