

FS2-TCM10LA

SUPREMA LATAM
VICTORIA SHIN

FS2-TCM10LA Packing information



Microsoft Word
문서




Including
FS2-TCM10
A&E Spec



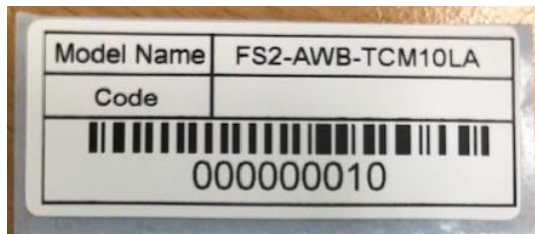
Close the box
with Suprema sealing tape

FS2-TCM10LA Label information

Product Label



Box Label



Notice

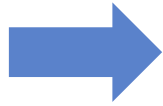
-The label design can be changed by Suprema without any advanced notice

- S/N of FS2-TCM10LA is standard
(Suprema will not take care of each S/N of FS2 and TCM10
: **Separated device S/N will not be tracked by Suprema**)


FS2-TCM10LA Installation information



FS2-TCM10LA



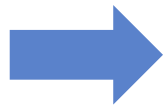
FS2-TCM10LA Backside




Please take out the screw of bottom from FS2-TCM10LA Backside



Please take out FS2-TCM10LA Bracket



Please mount FS2-TCM10LA Bracket, Frist on the wall



Please mount FS2 to FS2-TCM10LA Bracket



Please connect FS2-TCM10LA USB to FS2