


FOUNTAIN SHUTDOWN



Complete the Fountain Sanitization Procedure at bottom of page



Unplug the electrical cord for carbonator pump from the electrical outlet.




Turn off co2 supply to the fountain system.

FOUNTAIN STARTUP



Complete the Fountain Sanitization Procedure at bottom of page



Plug the electrical cord for carbonator pump from the electrical outlet. **Remove all Bag-in-Box with expired date codes and dispose of properly.**



Fill the ice bin with clean ice. Note: The Ice Bin must be a minimum of 50% full for 20 minutes for proper dispensing temperature



Pour product into a pitcher. Fill pitcher twice and repeat process on all dispense flavors

FOUNTAIN SANITIZATION PROCEDURE



Cleaning supplies: Brushes, disposable gloves, safety glasses, sanitizing solution, spray bottle, and unscented disinfectant wipes



Wash your hands with soap and water



Put on disposable gloves and safety glasses




Prepare 2 gallons of 100 parts per million chlorine-based sanitizing solution in a dedicated bucket



Remove the nozzle



Brush the nozzle with a dedicated soft bristle flexible brush using warm water



Place nozzle in sanitizing solution for 60-90 seconds. Remove and allow to air dry on a clean surface



Rinse, clean and sanitize the ice bin cover/s and allow to air dry on a clean surface



Remove all ice and spray the ice bin with sanitizing solution.



Immerse a clean brush in sanitizing solution and clean the entire ice chute. Allow to air dry



Brush the bar gun with a dedicated brush and sanitizing solution



Rinse the ice bin with clean water.




Clean the drain cup and insert with unscented disinfecting wipes



Wipe down the external surfaces of the Ice Tainer cabinet with unscented disinfectant wipes



Wipe down the bar gun and hose with unscented disinfectant wipes



Replace the nozzle

