


FOUNTAIN SHUTDOWN



Complete the Fountain Sanitization Procedure at bottom of page



Unplug the fountain electrical cords from the electrical outlet that includes the fountain dispenser and carbonator pump. Note: Spire 2 will have an additional recirc pump to unplug.



Turn off the power to the Ice Machine



Please note that there will be water draining into drain pan due to ice melting for several days.



Turn off co2 supply to the fountain system.


FOUNTAIN STARTUP



Recommend the Ice Machine be sanitized before startup if it has been inactive for 2 weeks or longer. Please contact your Service Provider



Complete the Fountain Sanitization Procedure at bottom of page



Plug in the fountain lobby electrical cords from the electrical outlet that includes the fountain dispenser and carbonator pump, turn co2 supply on. Remove all Bag-in-Box with expired date codes and dispose of properly. Note: Spire 2 will have an additional recirc pump that needs to be plugged in.



Open the door and tap on the power button to turn on the computer. Note: The Ice Bin must be a minimum of 25% full for 20 minutes for proper dispensing temperature



Pour product into a pitcher. Fill twice and repeat process on all dispensed flavors

FOUNTAIN SANITIZATION PROCEDURE




Cleaning supplies: Brushes, disposable gloves, safety glasses, sanitizing solution, and unscented disinfectant wipes



Wash your hands with soap and water



Put on disposable gloves and safety glasses



Prepare 2 gallons of 100 parts per million chlorine-based sanitizing solution in a dedicated bucket



Remove all nozzle and diffusers



Brush the nozzle and diffuser with a dedicated soft bristle flexible brush using warm water



Place nozzle and diffuser in sanitizing solution for 60-90 seconds. Remove and allow to air dry on a clean surface



Remove the ice bin cover, clean, rinse and sanitize. Allow to air dry.



Brush under valve and ice chute with a dedicated brush and sanitizing solution



Spray the ice bin with sanitizing solution



Brush the entire ice bin from top to bottom



Wipe down the external surfaces of the dispenser cabinet with unscented disinfectant wipes



Wipe down the actuating ice lever with unscented disinfectant wipes



Wipe down the drip tray and cup rest with unscented disinfectant wipes



Replace the nozzle and diffuser back into the bottom of the valve



Pour the remainder of sanitizing solution down the drip tray drain



Wipe down the screen with a unscented disinfectant wipe

