


How to Export Your Acreage/Production Data

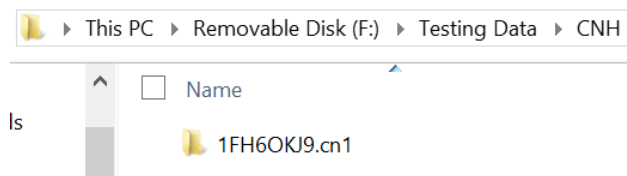
Crop insurance reporting data includes important field details such as acreage, planting dates, and crops. You can extract this data and import it into MyAgData for analysis and reporting.

How Do I Start?

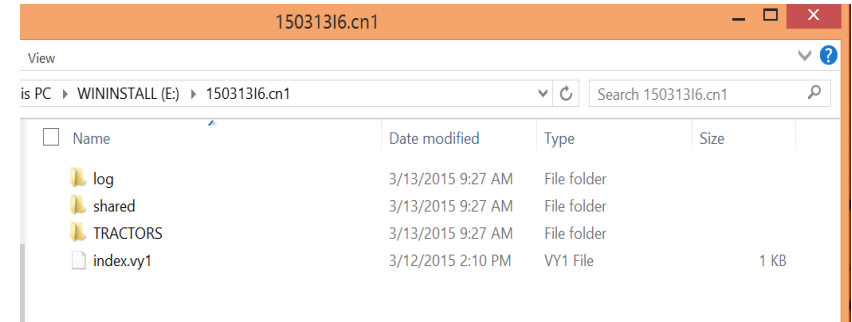
1. Start off by putting the card into the monitor **before** any operation has started. The monitor has no internal memory to record or hold data without a card present.



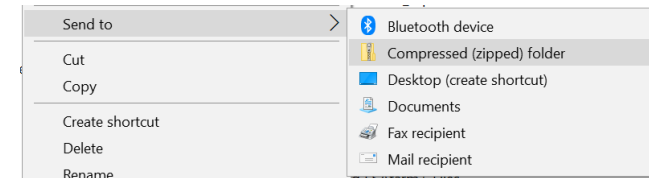
2. After the operation has been completed pull the card from the monitor and insert into your computer and check for the **.cn1** folder.



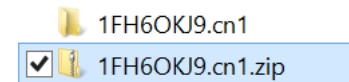
3. Open up the **.cn1** file to make sure the following folder structures are all present.



4. After correctly identifying the folders go back to the **.cn1** folder right click on it and send to a compressed zip file.



5. After this folder has been zipped it is finished and is ready to be uploaded to MyAgData.



Caution: Do not change the name of the folder structure at any time or it will not upload correctly.