


# Replacing the Flywheel and Bearing on ECO Unit w/ KEYED SHAFT


These instructions cover how to replace the flywheel and bearing on ECO Orbital Floor Machines featuring a KEYED SHAFT.



Flywheel for keyed shaft (1) with key (2) and set screws (3&4).

## Tools Needed:


- 1/8" Allen wrench
- 7/16" wrench or socket
- 3/16" Allen wrench
- 3/8" wrench
- Blue threadlocker



1. Remove the pad driver from the unit by unbolting the four bolts with a 7/16" socket or wrench.




2. Loosen the four set screws holding the flywheel onto the shaft using a 1/8" Allen wrench and slide the flywheel assembly off the shaft.



3. Line up the holes on the center of the new bearing with the holes on the center of the new flywheel (1). Add a dot of blue threadlocker to the two black bearing screws and, using a 3/16" Allen wrench, tighten the bearing onto the flywheel. **Make sure the bearing spins freely.**



4. Apply blue threadlocker to the two small set screws (3) and thread them into the holes where the key slot is. They do not need to be threaded in very far. Make sure they don't stick out into the key slot.



5. Apply blue threadlocker to the two longer set screws (4). These get threaded into the holes 90° to the right of the key slot. They do not need to be threaded in very far. Make sure they don't stick out into the shaft slot.


## Replacing the Flywheel and Bearing on ECO Unit w/ KEYED SHAFT




6. Apply a dot of blue threadlocker to one side of the key (2) and place it in the key slot on the motor shaft so that the threadlocker is facing outward.




7. Line the key slot on the flywheel up with the key on the shaft and slide the flywheel and bearing assembly into place.



8. Tighten all four set screws with a 1/8" Allen wrench.



9. Bolt the pad driver back into place with the 7/16" socket or wrench.



10. Remove the bolts shown above from both torsion arms (4 bolts in total) using a 3/8" wrench and 1/8" Allen wrench.