


Control Unit Specification

- **Input voltage**
110V, 220V or 240V A.C. 24V D.C.
- **Battery back-up**
Internal battery providing up to 17 hours of standby power.
- **Common Relays**
Voltage free DPCO contacts rated 8A, 250V with 4KV isolation.
- **Channel Relays**
Voltage free DPCO contacts rated 5A, 250V with 4KV isolation.
- **Three 24V outputs to power remote sounders and beacons.**
- **Internal visual and audible alarms.**

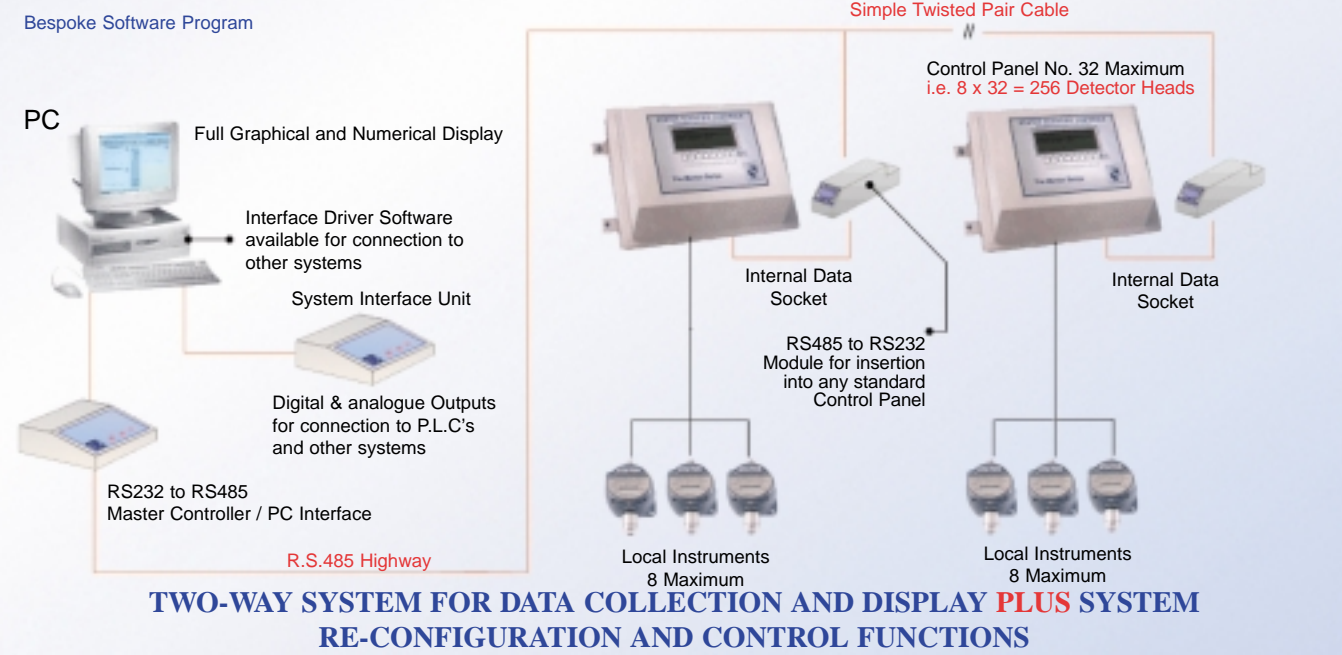


Explosion Proof Variants

- Can be supplied as an Explosion Proof Unit only, or with additional external switches for all functions.
- 4 or 8 channel variants available.
- Internal safety barriers for each channel can be fitted.
- Offers all the automatic calibration features of the industrial variant.
- Certified in Europe, U.S.A and Canada.



Optional data transmission system - to upgrade standard control panel



STATUS SCIENTIFIC CONTROLS LTD. STATUS SCIENTIFIC CONTROLS INC.

Kings Mill Way, Mansfield,
Notts, England NG18 5ER
Telephone : 01623 651381
Fax : 01623 421063 and 427816
E-mail : sales@sscl.demon.co.uk
Internet : http://www.sscl.demon.co.uk

Level 3,
Raritan Plaza III
101 Fieldcrest Avenue,
Edison, NJ 08837
United States of America.
Telephone : 732 346 2005
Fax : 732 346 2015
Toll-Free : 1-888-459-6700
E-mail : roland.oliver@worldnet.att.net
Internet : http://www.sscl.demon.co.uk

STATUS SCIENTIFIC CONTROLS

PROGRAMMABLE

**FIXED SYSTEM FOR GAS AND SAFETY
MONITORING AND CONTROL**



Certificate No. Q1938



Approved Versions Available



Control Panel

- 1 to 8 input modules available.
- Water and dust proof to IP66.
- Lockable door.

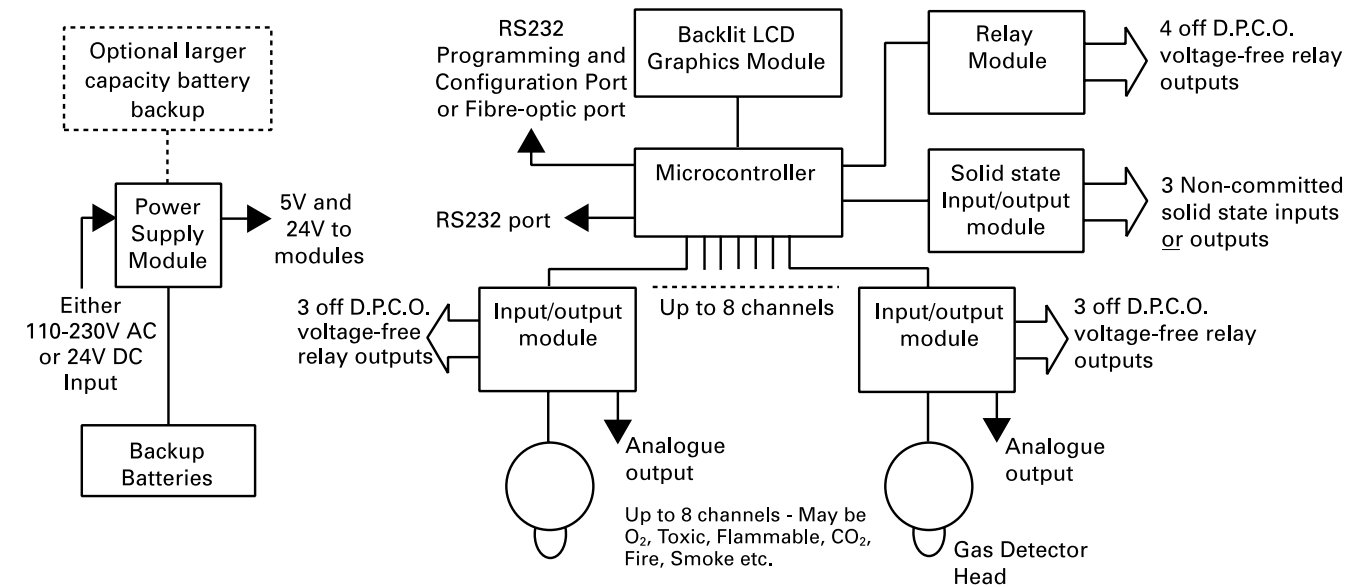
- Pre-drilled gland entries, fitted with blanking plugs.
- Large LED backlit "Full Graphics" display, of all eight channels.
- Full calibration from external push buttons.



Fixed Detection Heads

- Intrinsically safe Flammable, Toxic, Oxygen and CO₂ gas detection.
- Stainless steel housing, with removable cover.
- Replaceable sensor facility.
- Full range of sensors available.
- Water and dust proof to IP66.
- Intrinsically safe and flameproof versions available.
- Full external push button calibration – under discreet cover.

System Block Diagram




Universal Input/Output Cards with Optional Inbuilt Isolating Barriers

The input modules are designed to accept virtually all sensor configurations currently available. They can be connected to any sensor that supplies its output signal in any of the following forms:

Input Formats

- Current loop 4-20mA, internal or external 24V [source].
- Current loop 4-20mA internal or external [sink].
- 3-Wire pellistor
- Voltage Input
- 3 D.P.C.O. Voltage free relay contacts per channel.



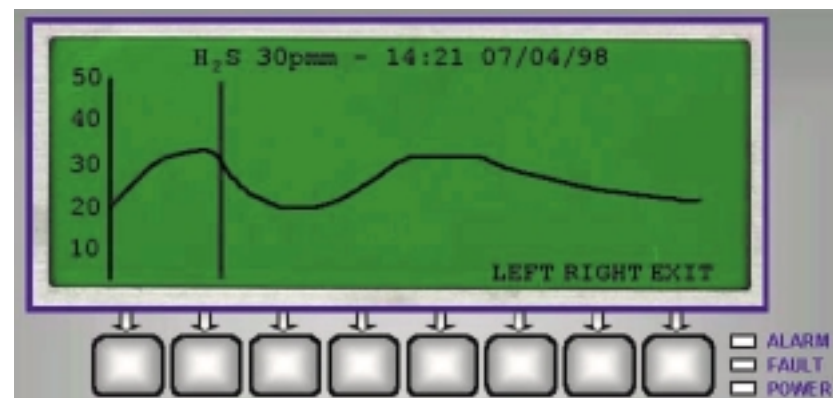
Plug-in Module

Output Formats


- 4-20mA current source proportional to detected signal.
- 4-20mA current sink proportional to detected signal.
- 0-5V voltage output proportional to detected signal.

Graphics Display and Push Button Features

- Setting real-time clock.
- Sensor configuration.
- Calibration of the system.
- Common relay configuration.
- I/O Card relay configuration.
- Change of display modes.
- Interrogation of data logging.



Common Relays



Standard configuration of these relays:

1. Low Alarm
2. Med. Alarm
3. High Alarm
4. Fault Alarm

Data Logging

An internal data logging facility provides up to 3 months of data storage per channel.

Display Formats : Graphical or Tabular
Download Facility : To Portable Computer

Communications

Two serial ports are available:

1. For connection to a portable or remote PC.
2. For interconnecting controls units *.

* Can be configured as a bi-directional fibre optic link.

Fixed Detector



- Intrinsically safe Flammable, Toxic, Oxygen and CO₂ gas detection [CO₂ detector available Summer 1998].
- Push button operation eliminates the need for adjusting potentiometers. Tamperproof cover is opened to reveal push buttons offering the following functions, without the need to open the enclosure.
 - Sensor Zero
 - Setting 4mA level
 - Restoration of default values
 - Sensor Span
 - Setting 20mA level
 - Display of F.S.D.
- These features, when used in conjunction with the Mentor Control Unit, allow sensor calibration in a hazardous area without the removal of power from the system or opening of any enclosures.
- Green flashing LED to indicate power on.
- Mounting centres are compatible with other manufacturers.
- Local LCD display of gas level.
- Water and dustproof to IP66
- Certification: **CERTIFIED INTRINSICALLY SAFE**
Code EEx ia II C T4 BAS No. Ex 97D2288

Detector Head Specification

- Sensors are all plug-in and are replaced without opening the main enclosure.
- Stainless steel housing for strength, thermal stability and corrosion resistance.
- Internal PTFE membrane for water resistance and optional charcoal filter for pellistor protection.
- Flammable housing certification :
Code EEx d II C T4 BAS No. Ex 97Y1308X
- Certification – 3 versions available :
 1. Exd for flammable gases – using pellistors. A full range of LEL and 100% Vol. pellistors are available.
This version can be supplied on its own as a component certified product.
 2. Intrinsically safe version for oxygen and toxic gases. Is only supplied as part of a complete instrument
 3. Exd housing an infrared sensor for reliable detection of CO₂ and flammable gases [CO₂ available summer 1998].

