

Fleet Management Summary

Overall Summary

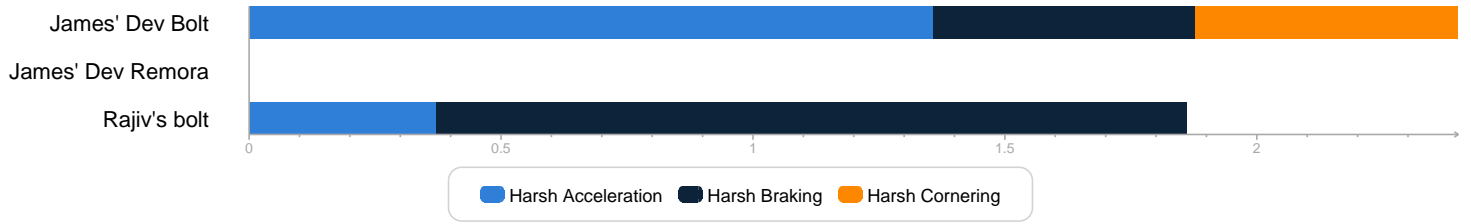
Name	Digital Matter - Australia
Number of Vehicles	3
Number of Drivers	0
Total Distance	1609 km
Total Driving Time	47 hours
Total Speed Violation	7 events
Total Harsh Cornering	5 incidents
Total Harsh Acceleration	14 incidents
Total Harsh Braking	9 incidents
Unassigned Driver	100.0%
Speed Limit	100 km/h

Driving Statistics by Vehicle

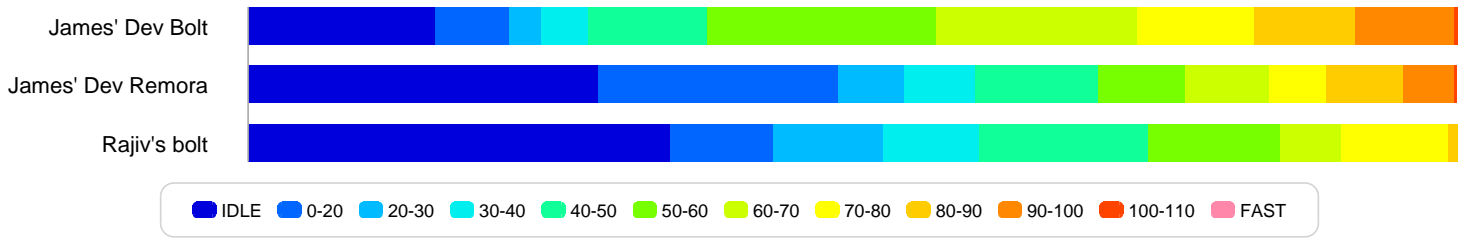
Asset Name	Trips	Speeding (events)	Speed Limit	Top Speed	Avg Speed	Idling (percentage)	Harsh Driving (incidents per 100km)
269471	0	0	100	- km/h	- km/h	-	-
Battery Test	0	0	100	- km/h	- km/h	-	-
James' Dev Bolt	57	6	100	103 km/h	40 km/h	15.1 %	2.4
James' Dev G62 LoRaWAN	0	0	100	- km/h	- km/h	-	-
James' Dev Oyster 3G	0	0	100	- km/h	- km/h	-	-
James' Dev Oyster LoRaWAN	0	0	100	- km/h	- km/h	-	-
James' Dev Remora	46	1	100	101 km/h	32 km/h	11.6 %	0.0
James' Dev YabbyLR	0	0	100	- km/h	- km/h	-	-
James' Dev YabbyLR 2	0	0	100	- km/h	- km/h	-	-
James' Dev YabbyLR 7	0	0	100	- km/h	- km/h	-	-
James' Dev YabbyLR x	0	0	100	- km/h	- km/h	-	-
James' Falcon old hw	0	0	100	- km/h	- km/h	-	-
Jason's oyster2	0	0	100	- km/h	- km/h	-	-
Jason's Falcon	0	0	100	- km/h	- km/h	-	-
Jason's G120	0	0	100	- km/h	- km/h	-	-
oyster2lora proto	0	0	100	- km/h	- km/h	-	-
oysterlora test	0	0	100	- km/h	- km/h	-	-
Rajiv's bolt	30	0	100	85 km/h	24 km/h	25.5 %	1.8
Thomas Dart 2	0	0	100	- km/h	- km/h	-	-
Thomas Dev G100	0	0	100	- km/h	- km/h	-	-
Thomas Dev G62	0	0	100	- km/h	- km/h	-	-
Thomas' Eagle	0	0	100	- km/h	- km/h	-	-
Thomas' Falcon new hw	0	0	100	- km/h	- km/h	-	-
Thomas' G200	0	0	100	- km/h	- km/h	-	-
Thomas Oyster2 Dev	0	0	100	- km/h	- km/h	-	-
Thomas' Remora 2	0	0	100	- km/h	- km/h	-	-
Thomas' Yabby	0	0	100	- km/h	- km/h	-	-
Thomas' Yabby Wifi	0	0	100	- km/h	- km/h	-	-
Thomas's Dev Bolt	0	0	100	- km/h	- km/h	-	-
Thomas's G120	0	0	100	- km/h	- km/h	-	-
Toyota Hilux	0	0	110	- km/h	- km/h	-	-

Harsh Driving by Vehicle

(incidents per 100 km)



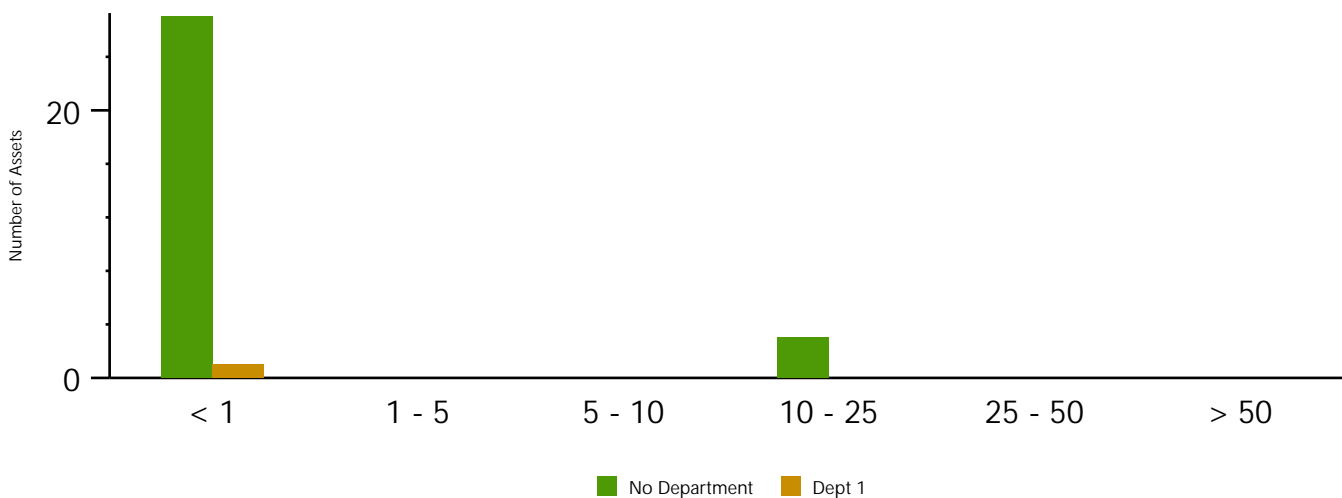
Speed Group Percentage by Vehicle



Asset Usage Statistics

Asset Name	Reporting	Trips	Distance (km)	Usage (hrs)	Idling (hrs)
269471	NO	0	0.0	0.0	0.0
Battery Test	NO	0	0.0	0.0	0.0
James' Dev Bolt	NO	57	966.8	24.2	3.7
James' Dev G62 LoRaWAN	YES	0	0.0	0.0	0.0
James' Dev Oyster 3G	NO	0	0.0	0.0	0.0
James' Dev Oyster LoRaWAN	NO	0	0.0	0.0	0.0
James' Dev Remora	YES	46	371.2	11.7	1.4
James' Dev YabbyLR	NO	0	0.0	0.0	0.0
James' Dev YabbyLR 2	NO	0	0.0	0.0	0.0
James' Dev YabbyLR 7	YES	0	0.0	0.0	0.0
James' Dev YabbyLR x	YES	0	0.0	0.0	0.0
James' Falcon old hw	NO	0	0.0	0.0	0.0
Jason's oyster2	NO	0	0.0	0.0	0.0
Jason's Falcon	NO	0	0.0	0.0	0.0
Jason's G120	NO	0	0.0	0.0	0.0
oyster2lora proto	NO	0	0.0	0.0	0.0
oysterlora test	NO	0	0.0	0.0	0.0
Rajiv's bolt	NO	30	270.9	11.5	2.6
Thomas Dart 2	NO	0	0.0	0.0	0.0
Thomas Dev G100	NO	0	0.0	0.0	0.0
Thomas Dev G62	NO	0	0.0	0.0	0.0
Thomas' Eagle	NO	0	0.0	0.0	0.0
Thomas' Falcon new hw	NO	0	0.0	0.0	0.0
Thomas' G200	NO	0	0.0	0.0	0.0
Thomas Oyster2 Dev	NO	0	0.0	0.0	0.0
Thomas' Remora 2	NO	0	0.0	0.0	0.0
Thomas' Yabby	NO	0	0.0	0.0	0.0
Thomas' Yabby Wifi	NO	0	0.0	0.0	0.0
Thomas's Dev Bolt	NO	0	0.0	0.0	0.0
Thomas's G120	NO	0	0.0	0.0	0.0
Toyota Hilux	NO	0	0.0	0.0	0.0

Asset Utilisation by Hour and Department



Asset Utilisation by Distance and Department

