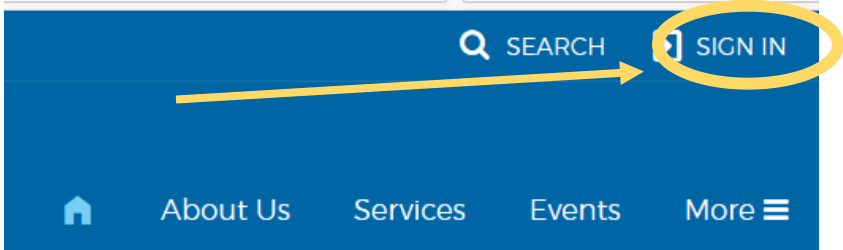

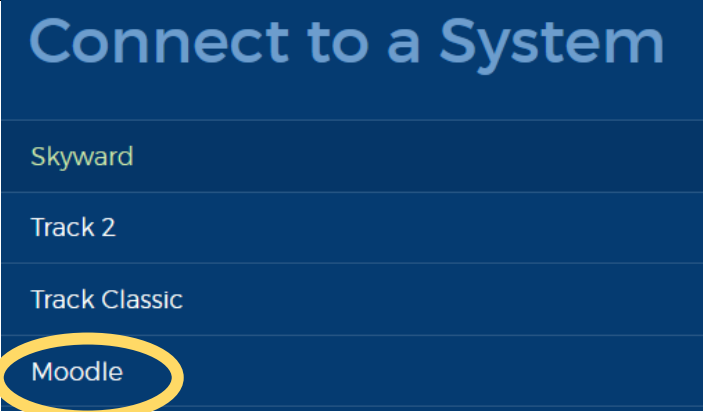
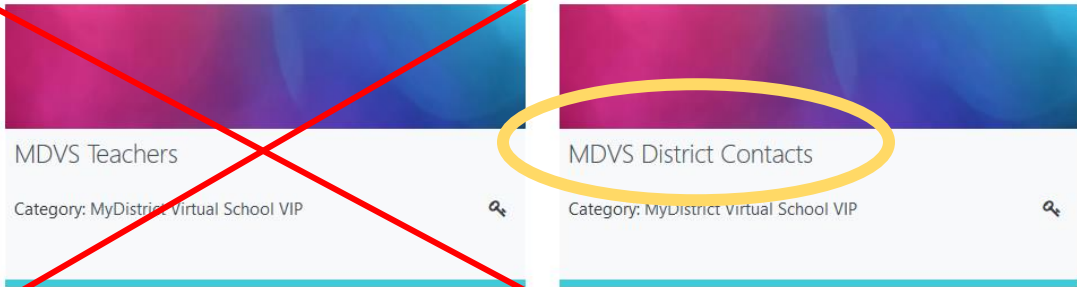


To retrieve your reports:

Step 1	Go to: https://www.nefec.org/
Step 2	<p>Click "Sign In" and sign in with your email or create a sign in:</p> 
Step 3	<p>Click on:</p> 
Step 4	<p>Click on:</p> 
Step 5	<p>Scroll down and click on:</p> 
Step 6	<p>Scroll down and click on your District Folder:</p>
<p>The Enrollment Report, Teacher Demographic Reports, K12 Report Cards (if applicable), and your MDVS Invoice and Backup will be located in your District Folder.</p>	

Example:

County

Restricted Not available unless: You belong to [redacted] (hidden otherwise)

- 18-19 MDVS Enrollment Reports [redacted]
- 18-19 Teacher Demographics [redacted]
- Restricted [redacted]
- 18-19 Report Card_K12 [redacted]
- 18-19 MDVS Invoices [redacted]
- 17-18 Archive

If you have questions concerning any report please go to <https://elearning-help.nefec.org/support/home> and submit a ticket.

eLearning Network

Welcome
Login Sign up

Home Solutions

How can we help you today?

Enter your search term here... SEARCH

+ New support ticket

Check ticket status

386-329-3580

Please use this portal as your source for creating new tickets.

Knowledge base

eLearning Network

Website (2)

- How To Create A myNEFEC Account
- How to Update An Existing myNEFEC Account

MDVS

MyDistrict Virtual School: Caregivers and Students (1)

- Next Steps to Enroll

Reminder

REMEMBER: Do not send any confidential student information back without password protecting it – [redacted]