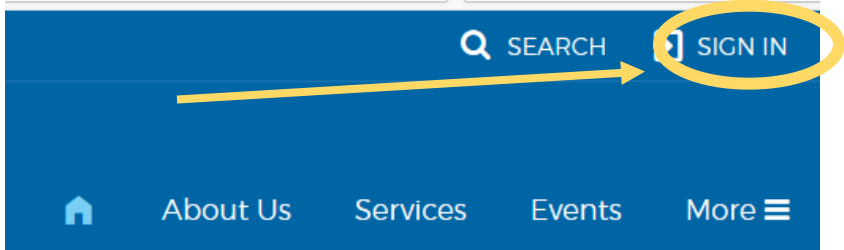

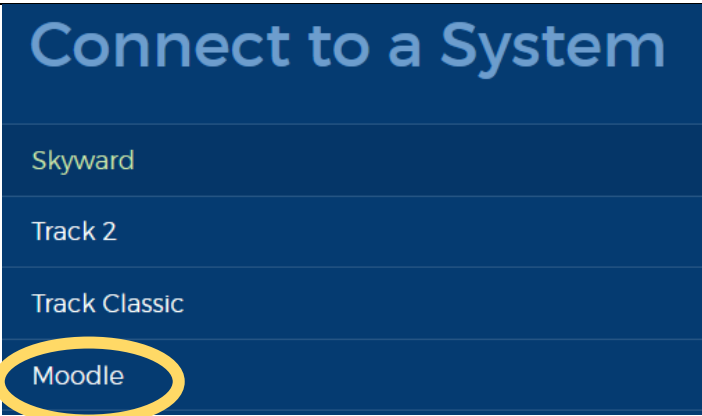
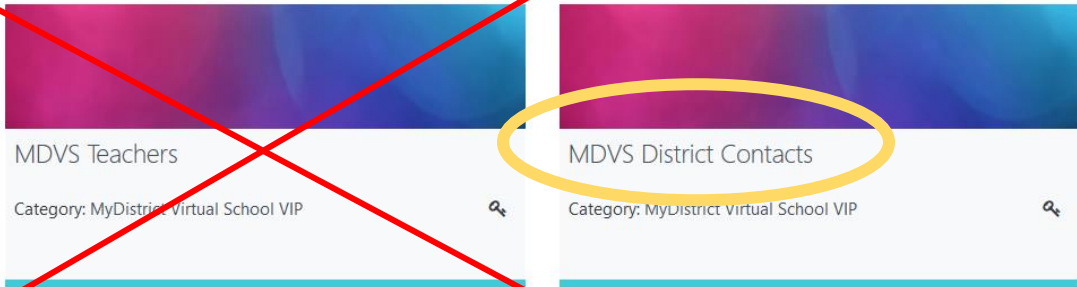


## To retrieve your reports:

Step 1	Go to: <a href="https://www.nefec.org/">https://www.nefec.org/</a>
Step 2	Click "Sign In" and sign in with your email or create a sign in: 
Step 3	Click on: 
Step 4	Click on: 
Step 5	Scroll down and click on: 
Step 6	Scroll down and click on your District Folder: The Enrollment Report, Teacher Demographic Reports, K12 Report Cards (if applicable), and your MDVS Invoice and Backup will be located in your District Folder.

## Example:

County

Restricted Not available unless: You belong to [redacted] (hidden otherwise)

- 18-19 MDVS Enrollment Reports [redacted]
- 18-19 Teacher Demographics [redacted]
- Restricted [redacted]
- 18-19 Report Card\_K12 [redacted]
- 18-19 MDVS Invoices [redacted]
- 17-18 Archive

If you have questions concerning any report please go to <https://elearning-help.nefec.org/support/home> and submit a ticket.

eLearning Network

Welcome  
Login Sign up

Home Solutions

How can we help you today?

Enter your search term here... SEARCH

Please use this portal as your source for creating new tickets.

**Knowledge base**

eLearning Network

Website (2)

- How To Create A myNEFEC Account
- How to Update An Existing myNEFEC Account

MDVS

MyDistrict Virtual School: Caregivers and Students (1)

- Next Steps to Enroll

## Reminder

**REMEMBER:** Do not send any confidential student information back without password protecting it – nefec1