

TECHNICAL SPECIFICATION

System Type: 2.4 GHz wireless transmitter/receiver

Camera art. no. 1081

Operating frequency: 2400-2483.5 MHz
Operating temperature: -20°C – +70°C
Power supply: 10-32 VDC
Power consumption: Max 200 mA@12 V/140 mA@24 V
Antenna: 3 dBi
Output power: 20 dBm
Camera angle: 45°
LED illumination: Yes
Line of sight range: 50 meters
IP classification: IP69K

Monitor art. no. 3013

Operating temperature: -20°C – +70°C
Power supply: 10-32 VDC
Power consumption: max 6W
Antenna: 5 dBi
LCD size: 7"
Resolution: 800 x 480
Aspect ratio: 16:9
System format: PAL / NTSC
Channel: 4 channels
Time delay: 120 ms
IP classification: IP30



LUDA FARM

Luda.Farm AB, Krokslätts Fabriker 30, 431 37 Mölndal/Sweden

201804

TROUBLESHOOTING

There is no picture on the monitor at all (black).

1. Make sure the machine engine is running to provide power to the outlet.
2. Make sure the monitor is connected to the power outlet. The red LED on the lighter socket adapter should be lit.
3. Make sure the other end of the lighter socket cable is connected to the monitor.
4. Make sure the monitor is turned on by pressing the orange circular button for 1 sec.
5. If you are using the alternative power connection, make sure the installation is correct and supplying power.

There is no picture on the monitor (No Signal).

1. Make sure the antennas are properly fastened on both the monitor and the camera(s).
2. Loop through the channels to find the channel the camera is transmitting on. Use the orange arrow buttons.
3. Make sure the camera receives power from its power source. Check that the joints are put together and that the power cable is not broken or pinched.
4. Try to move the camera to see if you can get better signal reception.
5. Try to pair the camera with the monitor again (see the Extra Camera page).

The frame rate is low.

Try to move the camera to see if you can get better signal reception.

FAQ

- 1. Why does the frame rate sometimes drop when I'm driving?**
When driving the signal reception might drop sometimes. This occurs as the signal to the receiver is constantly transmitted from different angles, and this is considered normal when transmitting wirelessly.
- 2. Is the camera water resistant?**
Yes, the camera is IP69K classed. This means that it is well protected from dust and humidity. The camera can be placed outside exposed to the weather, and it can be cleaned using a pressure washer.
- 3. Will the camera break at very low temperatures (well below -20°C)?**
No, at extremely low temperatures the camera might turn off. However, when the temperature gets higher again the camera will regain its functionality.
- 4. Can I use more than one monitor with the same camera?**
No, that is not possible.
- 5. Can I use more than one camera with the monitor?**
Yes, you can have up to 4 cameras connected to the same monitor.

INCLUDED IN THE BOX



Monitor - Art.no 3013



Direct power cable (3m)
Art.no 6042



Antenna for monitor - Art.no 5026



Monitor sun shield - Art.no 7023




ForkliftCam camera with built
in magnets (1m) - Art.no 1081



Flat antenna with adhesive (10 cm)
Art.no 5048



Fan shaped stand for monitor - Art.no 7022



Powerbank - Art.no 1064



Power charger for Powerbank
(EU/UK/US/AU) - Art.no 6038



forkliftCam

QUICK GUIDE



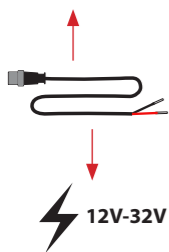
For more detailed information

→ www.ludamanuals.com

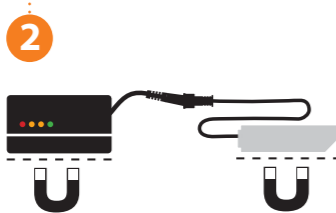
INSTALLATION



1 Power off off on



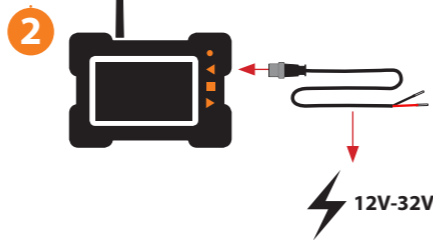
1 Power off off on



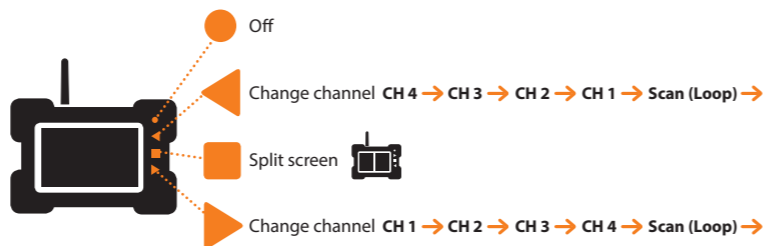
OPERATION



1 Power on off on


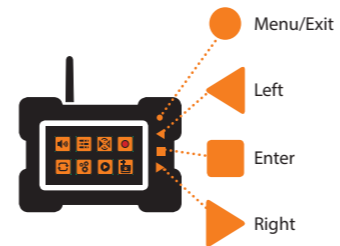


Functions

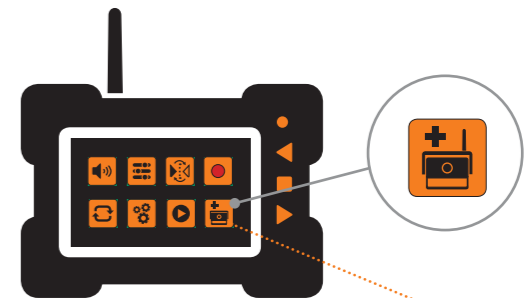
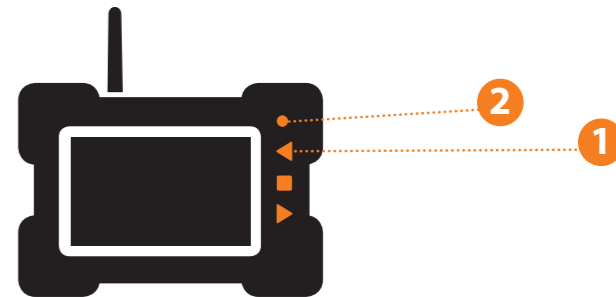


OPERATION

Menu Options



EXTRA CAMERA



4 PAIRING STARTS...

5