

Walkthrough Observation

Overview / Tutorial

Walkthroughs


Walkthroughs are initiated by a supervisor.

Teachers/NTPEs will receive an email notification when a supervisor completes and submits a walkthrough.

Once submitted, the teacher/NTPE will have the option to review the evidence collected in the walkthrough and submit back to the supervisor any feedback and/or comments.

The screenshot displays the 'Walkthrough' interface on the edutech platform. At the top, there is a navigation bar with 'MY OBSERVATIONS', 'RESOURCES', and 'SUPPORT'. Below this, the user's profile is shown as 'Teacher, Mia' with a 'Logout' button. The main content area is titled 'Walkthrough' and lists four domains: 'Domain 1: Planning and Preparation', 'Domain 2: The Classroom Environment', 'Domain 3: Instruction', and 'Domain 4: Professional Responsibilities'. A comment from 'Building Principal' is visible, with an 'Add Comment' button next to it. A 'View Report' button is located at the bottom left. Three green arrows point to the 'Submit All' button at the top right, the 'Add Comment' button next to the principal's comment, and the 'Add Comment' button at the bottom right.

Access Your Walkthrough...



MY OBSERVATIONS RESOURCES SUPPORT

Joe Teacher | Logout | Change Password


Electronic Teacher Evaluation Portal

Welcome to Mohawk Area School District's Teacher Evaluation Portal

PA-ETEP is Pennsylvania's electronic teacher evaluation portal for educators. PA-ETEP is designed to facilitate the PA Department of Education's new teacher evaluation process. It has been developed by EdLink in partnership with Mohawk Area Intermediate Unit. This web-based tool guides and supports all steps of the Pennsylvania Teacher Effectiveness model from Pre-Observation to Final Walkthrough. PA-ETEP is fully aligned to the PDE adopted process and allows for real time access to evidence and feedback for both the teacher and supervisor. Each interaction is documented for record-keeping and authentication with a time and date stamp. Accessible using any internet capable device, this system has a user friendly interface that eliminates the need for the exchange of paper documentation and enhances efficiency and accuracy.

Questions? Please contact district administrator at admin@msd.net

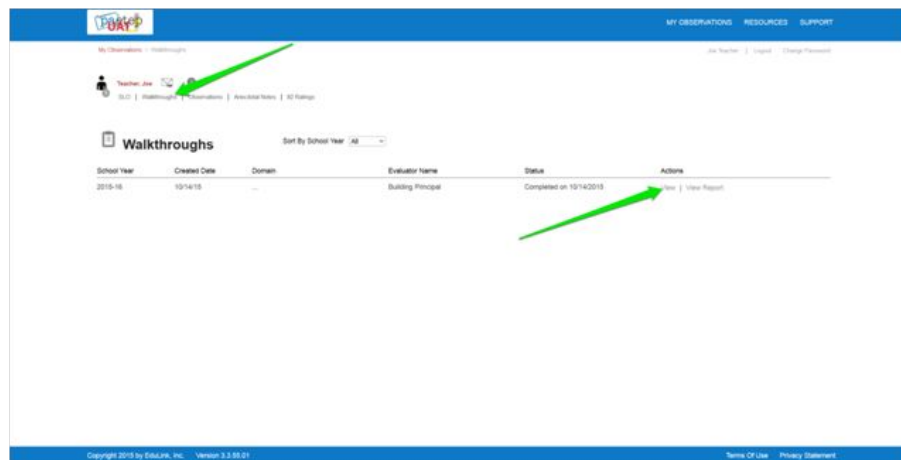
PA-ETEP is an Approved Program of:



PA-ETEP is available on:

Keystone Catalog

Copyright 2015 by EdLink, Inc. Version 3.3.05.01 Terms Of Use Privacy Statement



MY OBSERVATIONS RESOURCES SUPPORT

Joe Teacher | Logout | Change Password

Teacher Joe | Walkthroughs | Archived Walks | All Ratings

Walkthroughs

Set By School Year: All

School Year	Created Date	Domain	Evaluator Name	Status	Actions
2015-16	10/14/15	...	Building Principal	Completed on 10/14/2015	View View Report

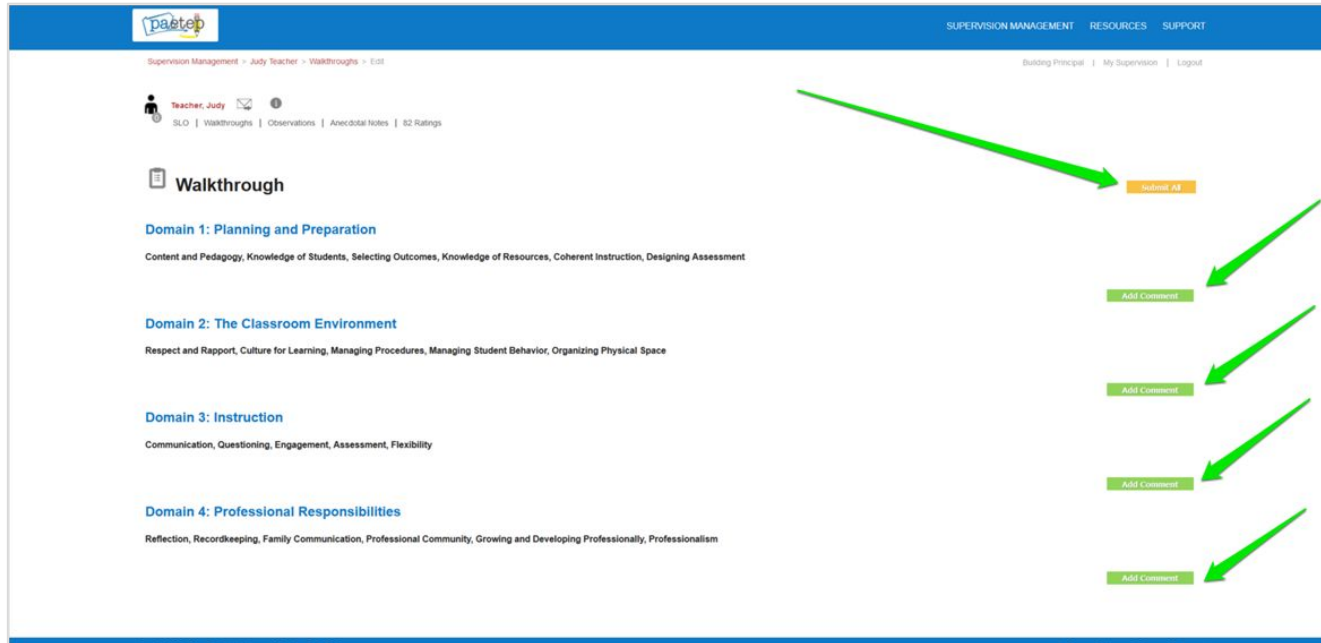
Copyright 2015 by EdLink, Inc. Version 3.3.05.01 Terms Of Use Privacy Statement

Review Evidence and Add Comments (when appropriate)...

The screenshot shows a web interface for reviewing evidence. At the top, there is a blue header with navigation links: "MY OBSERVATIONS", "RESOURCES", and "SUPPORT". Below the header, the user's profile is visible, including the name "Teacher, Joe" and a "Logout" button. The main content area is titled "Walkthrough" and contains three domains of evidence. Each domain has a title, a list of sub-topics, and a comment box. The comment boxes contain the text "Example comment/evidence." and are followed by an "Add Comment" button. Green arrows point to these buttons and the example text. The domains are:

- Domain 1: Planning and Preparation**
Content and Pedagogy, Knowledge of Students, Selecting Outcomes, Knowledge of Resources, Coherent Instruction, Designing Assessment
- Domain 2: The Classroom Environment**
Respect and Rapport, Culture for Learning, Managing Procedures, Managing Student Behavior, Organizing Physical Space
- Domain 3: Instruction**
Communication, Questioning, Engagement, Assessment, Flexibility

...and Submit to your Supervisor



The screenshot displays the Dabtop supervision management interface. At the top, there is a blue navigation bar with the Dabtop logo on the left and the text "SUPERVISION MANAGEMENT RESOURCES SUPPORT" on the right. Below the navigation bar, the breadcrumb trail reads "Supervision Management > Judy Teacher > Walkthroughs > Edit". On the right side of the page, there are links for "Building Principal", "My Supervision", and "Logout".

The main content area shows the profile of "Teacher, Judy" with icons for a person, an envelope, and a gear. Below the profile, there are links for "SLO", "Walkthroughs", "Observations", "Anecdotal Notes", and "82 Ratings".

The "Walkthrough" section is titled "Walkthrough" and contains four domains:

- Domain 1: Planning and Preparation**
Content and Pedagogy, Knowledge of Students, Selecting Outcomes, Knowledge of Resources, Coherent Instruction, Designing Assessment
- Domain 2: The Classroom Environment**
Respect and Rapport, Culture for Learning, Managing Procedures, Managing Student Behavior, Organizing Physical Space
- Domain 3: Instruction**
Communication, Questioning, Engagement, Assessment, Flexibility
- Domain 4: Professional Responsibilities**
Reflection, Recordkeeping, Family Communication, Professional Community, Growing and Developing Professionally, Professionalism

On the right side of the walkthrough content, there are four green "Add Comment" buttons. A large green arrow points from the top right towards the "Submit All" button, which is a yellow button located at the top right of the content area. Four smaller green arrows point from the right side towards each of the "Add Comment" buttons.

Upon submission an email notification will be sent to your supervisor.

Return to a Walkthrough at any time and add comments/submit (if appropriate).

Edupark MY OBSERVATIONS RESOURCES SUPPORT

My Observations | Walkthroughs Job Search | Logout | Change Password

Teacher Job | Add | Walkthroughs | Observations | Available Roles | 10 Ratings

Walkthroughs

Sort By School Year All

School Year	Created Date	Domain	Evaluator Name	Status	Actions
2015-16	10/14/15		Building Principal	Completed on 10/14/2015	View Report

Copyright 2015 by Edupark, Inc. Version 3.3.05.01 Terms Of Use Privacy Statement

Edupark MY OBSERVATIONS RESOURCES SUPPORT

My Observations | Walkthroughs | Job Search | Logout | Change Password

Walkthrough

Domain 1: Planning and Preparation

Content and Pedagogy, Knowledge of Students, Selecting Outcomes, Knowledge of Resources, Coherent Instruction, Designing Assessment

Building Principal Posted 10/14/2015 12:35 PM

Example comment/evidence

Job Teacher Posted 10/14/2015 12:48 PM

Example comment by teacher

Domain 2: The Classroom Environment

Respect and Rapport, Culture for Learning, Managing Procedures, Managing Student Behavior, Organizing Physical Space

Building Principal Posted 10/14/2015 12:35 PM

Example comment/evidence