

Anecdotal Note

Overview / Tutorial

Anecdotal Notes

Anecdotal Notes is a section where supervisors can document evidence outside of a Formal Observation, Differentiated, SLO, Walkthrough, etc.

Anecdotal Notes are initiated by a supervisor.

Teachers/NTPEs will receive an email notification when a supervisor submits an Anecdotal Note.


Once submitted, the teacher/NTPE will have the option to review the evidence collected and submit back to the supervisor any feedback/comments.

The screenshot displays the 'Anecdotal Note' interface within the 'My Observations' section. The page is titled 'Anecdotal Note' and shows a list of domains for which notes can be submitted. The domains are:

- Domain 1: Planning and Preparation**
Content and Pedagogy, Knowledge of Students, Selecting Outcomes, Knowledge of Resources, Coherent Instruction, Designing Assessment
- Domain 2: The Classroom Environment**
Respect and Rapport, Culture for Learning, Managing Procedures, Managing Student Behavior, Organizing Physical Space
- Domain 3: Instruction**
Communication, Questioning, Engagement, Assessment, Flexibility
- Domain 4: Professional Responsibilities**
Reflection, Recordkeeping, Family Communication, Professional Community, Growing and Developing Professionally, Professionalism

At the bottom of the page, there is a 'View Report' button. On the right side of the page, there are several 'Add Comment' buttons, one for each domain. A green arrow points to the 'Add Comment' button for Domain 1. Another green arrow points to the 'Submit PD' button at the top right of the page. A third green arrow points to the 'Example comment' field under the 'Building Principal' entry.

Access Your Anecdotal Note...



PA-ETEP MY OBSERVATIONS RESOURCES SUPPORT

Joe Teacher | Logout | Change Password

Electronic Teacher Evaluation Portal

paetep

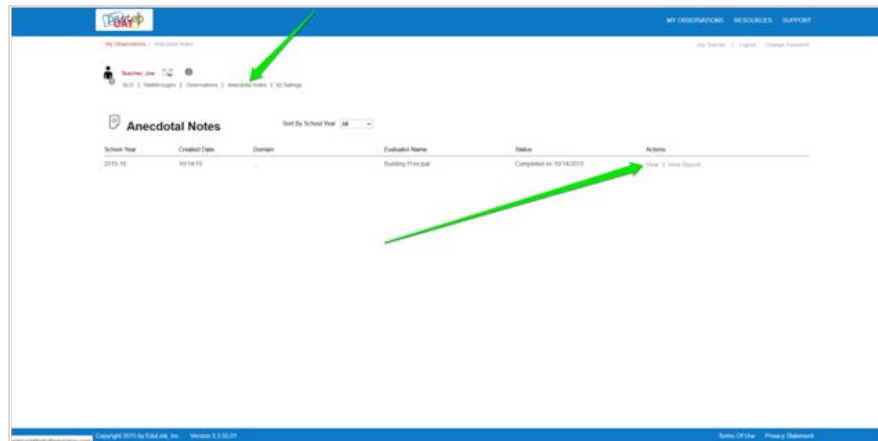
Welcome to Mohawk Area School District's Teacher Evaluation Portal!

PA-ETEP is Pennsylvania's electronic teacher evaluation portal for educators. PA-ETEP is designed to facilitate the PA Department of Education's new teacher evaluation process. It has been developed by EdLink, in partnership with Midwestern Intermediate Unit. This web-based tool guides and supports all steps of the Pennsylvania Teacher Effectiveness model from Pre-Observation to Final Walk-through. PA-ETEP is fully aligned to the PA's adopted process and allows for real-time access to evidence and feedback for both the teacher and supervisor. Each interaction is documented for record-keeping and authentication with a time and date stamp. Accessible using any internet-capable device, this system has a user-friendly interface that eliminates the need for the exchange of paper documentation and enhances efficiency and accuracy.

paionet

PA-ETEP is available on:
Keystone Catalog

Copyright 2015 by EdLink, Inc. Version 3.3.05.01 Terms Of Use Privacy Statement



PA-ETEP MY OBSERVATIONS RESOURCES SUPPORT

Joe Teacher | Logout | Change Password

Anecdotal Notes

Sort By School Year: All

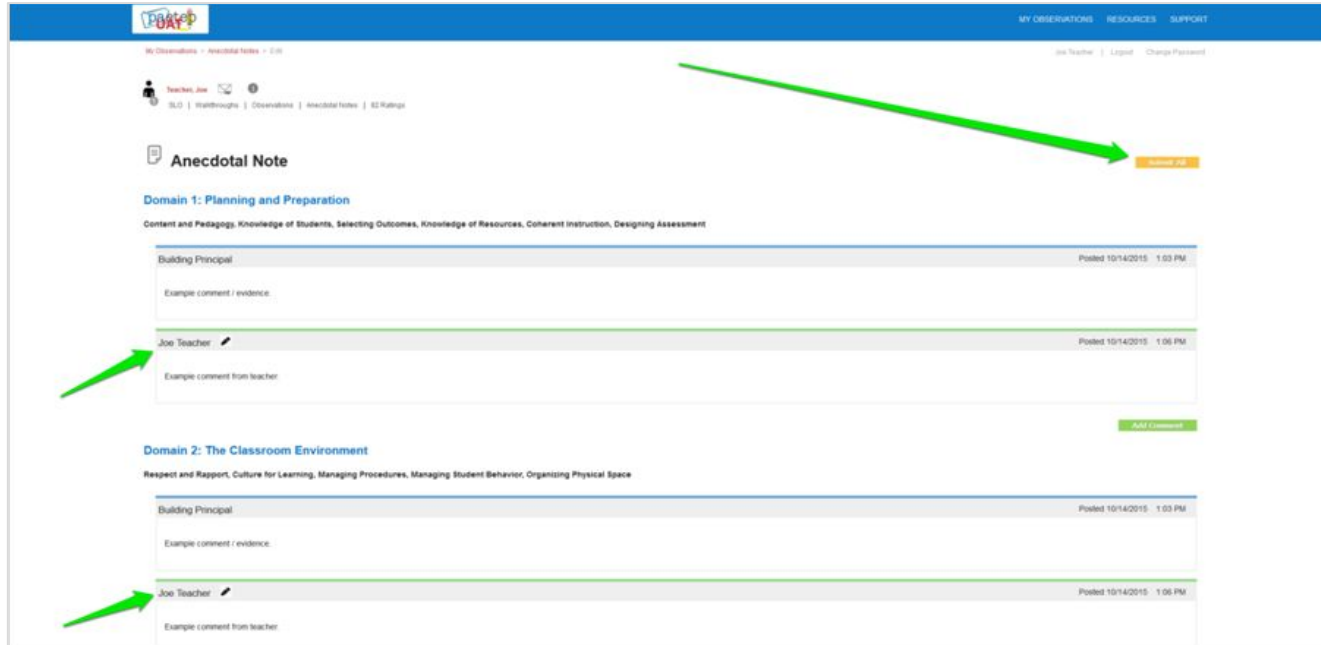
School Year	Created Date	Domain	Evaluator Name	Status	Actions
2015-16	10/14/15		Building Principal	Completed on 10/14/2015	View View Report

Copyright 2015 by EdLink, Inc. Version 3.3.05.01 Terms Of Use Privacy Statement

Review Evidence and Add Comments (when appropriate)...

The screenshot shows a web interface for 'Anecdotal Notes'. At the top, there is a blue navigation bar with 'MY OBSERVATIONS', 'RESOURCES', and 'SUPPORT'. Below the navigation bar, the page title is 'My Observations - Anecdotal Notes - Edit'. The user is identified as 'Teacher, Joe' with a profile icon and a 'Logout' link. A breadcrumb trail shows 'SLO | Walkthroughs | Observations | Anecdotal Notes | 82 Ratings'. The main content area is titled 'Anecdotal Note' with a 'Submit All' button. It is divided into three domains: 'Domain 1: Planning and Preparation', 'Domain 2: The Classroom Environment', and 'Domain 3: Instruction'. Each domain has a list of 'Building Principal' entries. Each entry includes a name, a timestamp 'Posted 10/14/2015 1:03 PM', and a text area for 'Example comment / evidence'. Green arrows point to the 'Building Principal' labels in the first two domains and to the 'Add Comments' buttons on the right side of the interface.

...and Submit to your Supervisor



The screenshot displays the ParEd interface for submitting an anecdotal note. At the top, there is a blue navigation bar with the ParEd logo and links for 'MY OBSERVATIONS', 'RESOURCES', and 'SUPPORT'. Below the navigation bar, the user's profile 'Teacher, Joe' is visible, along with a breadcrumb trail: 'SLO | Walkthroughs | Observations | Anecdotal Notes | All Ratings'. A green arrow points from the top right towards the 'Submit to' button.

The main content area is titled 'Anecdotal Note' and is divided into two domains:

- Domain 1: Planning and Preparation**
Content and Pedagogy, Knowledge of Students, Selecting Outcomes, Knowledge of Resources, Coherent Instruction, Designing Assessment
- Domain 2: The Classroom Environment**
Respect and Rapport, Culture for Learning, Managing Procedures, Managing Student Behavior, Organizing Physical Space

Each domain contains a list of comments. The first comment in each domain is from 'Building Principal' and the second is from 'Joe Teacher'. A green arrow points to the 'Joe Teacher' comment in Domain 1. A 'Full Comment' button is located at the bottom right of the Domain 1 section.

Upon submission an email notification will be sent to your supervisor.

Return to an Anecdotal Note at any time and add comments/submit (if appropriate).

The screenshot shows the 'Anecdotal Notes' dashboard. At the top, there is a navigation bar with 'MY INFORMATION', 'RESEARCH', and 'SUPPORT'. Below this, a user profile section shows 'John Teacher' and 'Logout'. A green arrow points to the 'Anecdotal Notes' link in the top navigation bar. Below the navigation, there is a table with the following data:

School Year	Created Date	Domain	Evaluator Name	Status	Actions
2020-21	10/14/21		Building Principal	Completed on 10/14/2021	View View Report

A second green arrow points to the 'View' link in the 'Actions' column. At the bottom of the page, there is a footer with 'Copyright 2015 by TQVPT, Inc. Version 3.0 (2/21)' and 'Terms | Privacy | Help'.

The screenshot shows the 'Anecdotal Note' editing page. At the top, there is a navigation bar with 'MY INFORMATION', 'RESEARCH', and 'SUPPORT'. Below this, a user profile section shows 'John Teacher' and 'Logout'. A green arrow points to the 'Submit' button at the top right. Below the navigation, there is a section for 'Domain 1: Planning and Preparation' with a description: 'Content and Pedagogy, Knowledge of Students, Learning Outcomes, Knowledge of Resources, Content Instruction, Ongoing Assessment'. This section includes a 'Building Principal' field with a 'Public 10/14/2021 1:00 PM' timestamp, an 'Example Comment - content' field, and a 'John Teacher' field with a checkmark and a 'Public 10/14/2021 1:00 PM' timestamp. A green arrow points to the 'Save' button at the bottom right. Below this, there is a section for 'Domain 2: The Classroom Environment' with a description: 'Respect and Support, Culture for Learning, Managing Procedures, Managing Student Behavior, Organizing Physical Space'. This section includes a 'Building Principal' field with a 'Public 10/14/2021 1:00 PM' timestamp, an 'Example Comment - content' field, and a 'John Teacher' field with a checkmark and a 'Public 10/14/2021 1:00 PM' timestamp. At the bottom of the page, there is a footer with 'Copyright 2015 by TQVPT, Inc. Version 3.0 (2/21)' and 'Terms | Privacy | Help'.